



*Osher Lifelong Learning Institute, Fall 2024*

## Contemporary Economic Policy Issues

University of Wisconsin Milwaukee

Host: Geoffrey Woglom, Ph.D.  
National Economic Education Delegation



## National Economic Education Delegation

- **Vision**

- One day, the public discussion of policy issues will be grounded in an accurate perception of the underlying economic principles and data.

- **Mission**

- NEED unites the skills and knowledge of a vast network of professional economists to promote understanding of the economics of policy issues in the United States.

- **NEED Presentations**

- Are nonpartisan and intended to reflect the consensus of the economics profession.



## Available NEED Topics Include:

- US Economy
- Healthcare Economics
- Climate Change
- Economic Inequality
- Economic Mobility
- **Trade and Globalization**
- Minimum Wages
- Immigration Economics
- Housing Policy
- Federal Budgets
- Federal Debt
- Black-White Wealth Gap
- Autonomous Vehicles
- US Social Policy

## Course Outline

- **Contemporary Economic Policy**
  - Week 1 (9/19): Economic Update (Geoffrey Woglom)
  - Week 2 (9/26): Economic Mobility (Kathryn Wilson Kent State)
  - **Week 3 (10/10): Trade and Globalization (Avik Chakrabarti, UWisconsin Milwaukee)**
  - Week 4 (10/17): Trade Deficits and Exchange Rates (Alan Deardorff UMichigan)

## Submitting Questions

- **Submit questions in the chat or by raising your digital hand.**
  - I will try to handle them as they come up.
- **We will do a verbal Q&A once the material has been presented.**
- **Slides will be available from the NEED website tomorrow ([https://needelegation.org/delivered\\_presentations.php](https://needelegation.org/delivered_presentations.php)).**



## Credits and Disclaimer

- **This slide deck was authored by:**
  - Avik Chakrabarti, University of Wisconsin-Milwaukee (UWM)
  - Peter Eppinger, University of Tübingen
  - James Lake, Southern Methodist University
  - Michael Plouffe, University College London
  - Swati Verma, ISID, New Delhi
- **This slide deck was reviewed by:**
  - Alan Deardorff, University of Michigan
  - Ed Leamer, UCLA
- **Disclaimer**
  - NEED presentations are designed to be nonpartisan.
  - It is, however, inevitable that the presenter will be asked for and will provide their own views.
  - Such views are those of the presenter and not necessarily those of the National Economic Education Delegation (NEED).





# Trade and Globalization

OLLI – University of Wisconsin-Milwaukee  
October 10, 2024

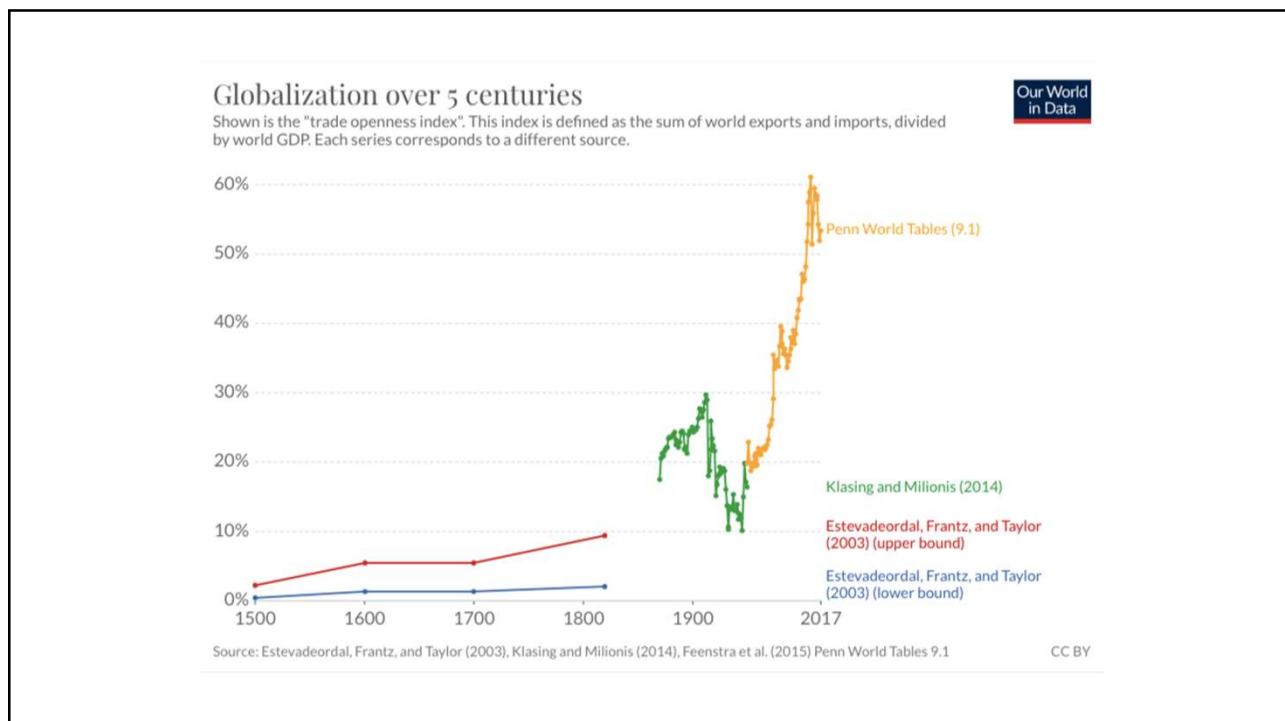

Avik Chakrabarti, Ph.D., University of Michigan, Ann Arbor  
Associate Professor of Economics, University of Wisconsin-Milwaukee (UWM)  
Affiliated Faculty, Northwestern Mutual Data Science Institute (NMDSI), UWM



## What is Globalization?

- **The growing integration of the world's:**
  - Economies
  - Cultures
  - Populations
- **Brought about by cross-border flows of:**
  - Goods and services
  - Technology
  - Investment
  - People
  - Information





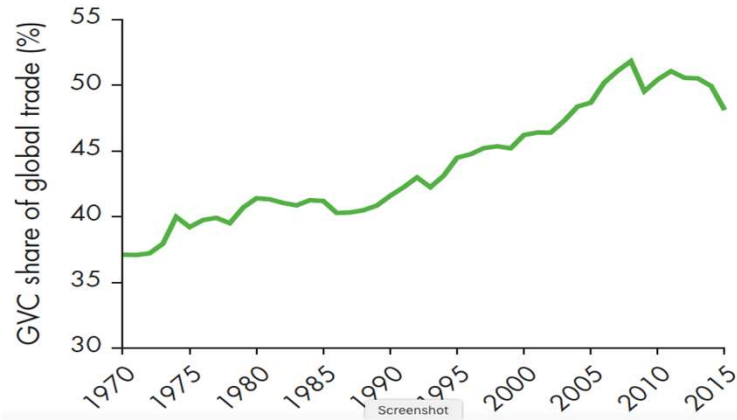
## What Drives Globalization?

- Reduction in Transportation Costs
- Advances in Technology
- Cooperation across Countries

## Global Value Chains (GVCs)

## Growth of Global Value Chains, 1970-2015

**Figure 1.2** GVC trade grew rapidly in the 1990s but stagnated after the 2008 global financial crisis

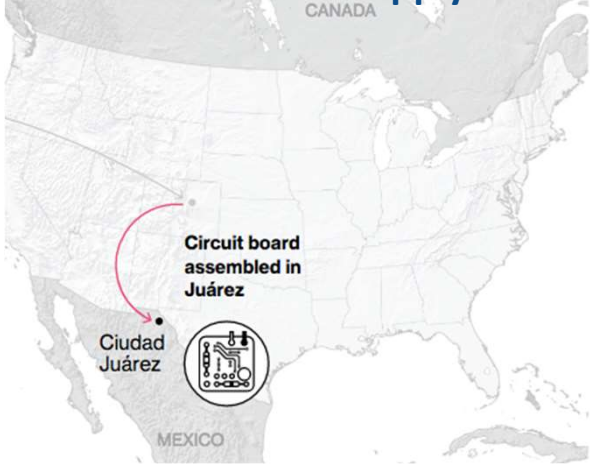


Source: World Development Report 2020

## NAFTA and the Auto Supply Chain



Black, Diamond, and Merrill, "One Tiny Widget's Dizzying Journey Shows Just How Critical Nafta Has Become," *Bloomberg*, February 2, 2017.



**NAFTA and the Auto Supply Chain**


CANADA

MEXICO

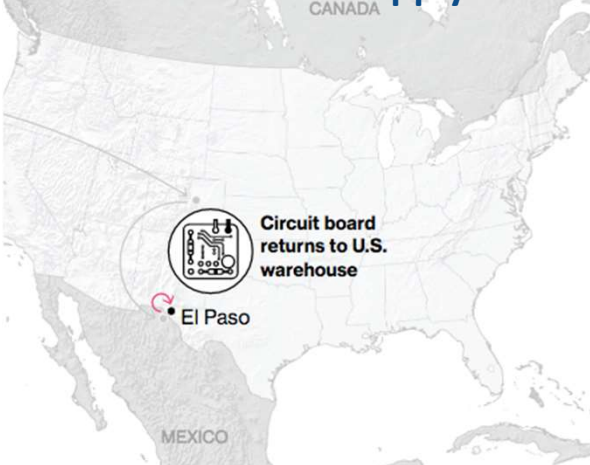
Ciudad Juárez

Circuit board assembled in Juárez

Black, Diamond, and Merrill, "One Tiny Widget's Dizzying Journey Shows Just How Critical Nafta Has Become," *Bloomberg*, February 2, 2017.

 NATIONAL ECONOMIC EDUCATION DELEGATION

The slide features a map of North America with Canada and Mexico labeled. A red arrow points from a location in the United States to Ciudad Juárez, Mexico. A circular icon containing a circuit board is positioned near Ciudad Juárez. The text 'Circuit board assembled in Juárez' is placed next to the icon. A blue circle is in the top left corner, and a cluster of blue dots is in the top right corner.



**NAFTA and the Auto Supply Chain**


CANADA

MEXICO

El Paso

Circuit board returns to U.S. warehouse

Black, Diamond, and Merrill, "One Tiny Widget's Dizzying Journey Shows Just How Critical Nafta Has Become," *Bloomberg*, February 2, 2017.

 NATIONAL ECONOMIC EDUCATION DELEGATION

The slide features a map of North America with Canada and Mexico labeled. A red arrow points from Ciudad Juárez, Mexico, to El Paso, Texas, in the United States. A circular icon containing a circuit board is positioned near El Paso. The text 'Circuit board returns to U.S. warehouse' is placed next to the icon. A blue circle is in the top left corner, and a cluster of blue dots is in the top right corner.

## NAFTA and the Auto Supply Chain

Circuit boards attached to automatic seat controls

Matamoros

Black, Diamond, and Merrill, "One Tiny Widget's Dizzying Journey Shows Just How Critical Nafta Has Become," *Bloomberg*, February 2, 2017.

NATIONAL ECONOMIC EDUCATION DELEGATION

## NAFTA and the Auto Supply Chain

Control unit shipped and installed in seats

Mississauga

Arlington

Black, Diamond, and Merrill, "One Tiny Widget's Dizzying Journey Shows Just How Critical Nafta Has Become," *Bloomberg*, February 2, 2017.

NATIONAL ECONOMIC EDUCATION DELEGATION

## NAFTA and the Auto Supply Chain

Black, Diamond, and Merrill, "One Tiny Widget's Dizzying Journey Shows Just How Critical Nafta Has Become," *Bloomberg*, February 2, 2017.

**NATIONAL ECONOMIC  
EDUCATION DELEGATION**

**Figure 1.1 Where do bicycles come from?**

Part	Country	Value (US\$ million)
Saddle exports	China	US\$100 million
	Italy	US\$85 million
	Spain	US\$16 million
Frame exports	China	US\$977 million
	Vietnam	US\$147 million
	Italy	US\$66 million
Brake exports	Japan	US\$200 million
	Singapore	US\$172 million
	Malaysia	US\$152 million
	China	US\$137 million
Wheel exports	China	US\$170 million
	Italy	US\$28 million
	France	US\$26 million
Pedal and crank exports	Japan	US\$150 million
	China	US\$137 million
	Singapore	US\$117 million

**Countries mentioned:**

- China
- France
- Italy
- Japan
- Malaysia
- Singapore
- Spain
- Vietnam

Source: World Development Report 2020

## Supply Chains

- **Example: The iPhone assembled in China from parts:**

Part	Come from
Accelerometers	Germany, the US, South Korea, China, Japan, and Taiwan.
Audio chips	US, UK, China, South Korea, Taiwan, Japan, and Singapore.
Batteries	Samsung (South Korea), which has factories in eighty countries.
Cameras	Qualcomm (US) and Sony (Japan), both with plants in many countries
Chips for 3G/4G/LTE networking	Qualcomm (US)
Compasses	AKM Semiconductor (Japan) with plants in the US, France, England, China, South Korea, and Taiwan.
Glass screen	Corning (US) with plants in twenty-six countries.
Gyroscopes	Switzerland
... and many more	

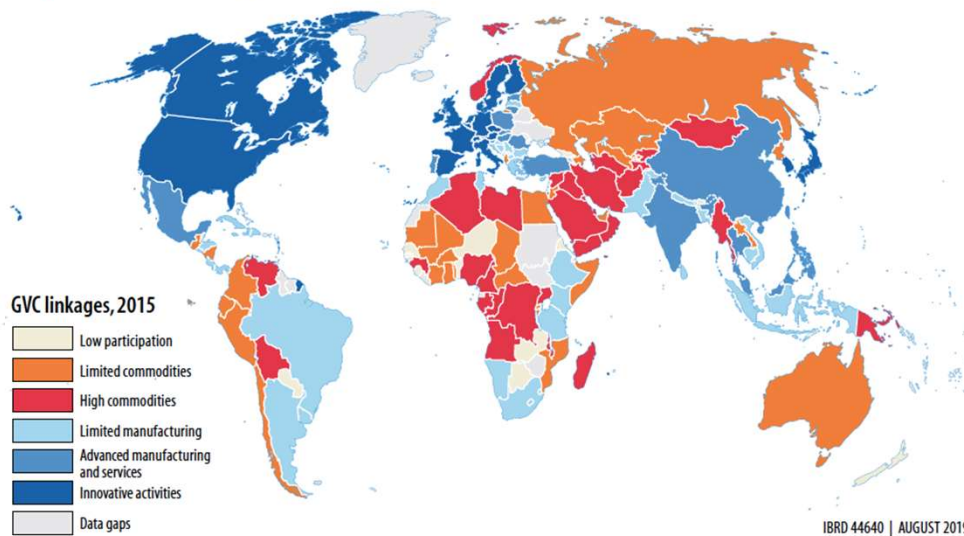
Source: Krueger 2020, *International Trade (What Everyone Needs to Know)*, p. 254



NATIONAL ECONOMIC  
EDUCATION DELEGATION

23

**Map 1.1** All countries participate in GVCs—but not in the same way



Source: World Bank

## Pros and Cons of Globalization

- **Pros and Cons of Globalization**

- Mutually Beneficial Trade
  - Comparative Advantage
  - Other Sources of Gains from Trade
- Costs of Trade



NATIONAL ECONOMIC  
EDUCATION DELEGATION

Mutually Beneficial Trade  
based on  
Comparative Advantage

# Comparative Advantage

- **The Principle of Comparative Advantage says:**

- Countries can gain by
  - o Producing
    - More than they need of what they do relatively best, and
    - Less than they need of what they do relatively worst
  - o Exporting any excess to other countries in exchange for what they need
- **All** countries **can**
  - o Get more of everything, if that's what they want, and therefore
  - o Gain from trade



NATIONAL ECONOMIC  
EDUCATION DELEGATION

"I cannot offer any grand strategy for dealing with the aversion of intellectuals to Ricardo's difficult idea."

*Paul Krugman*

Comparative Advantage

Paul Krugman's  
illustration  
of  
David Ricardo's  
Principle of  
Comparative  
Advantage

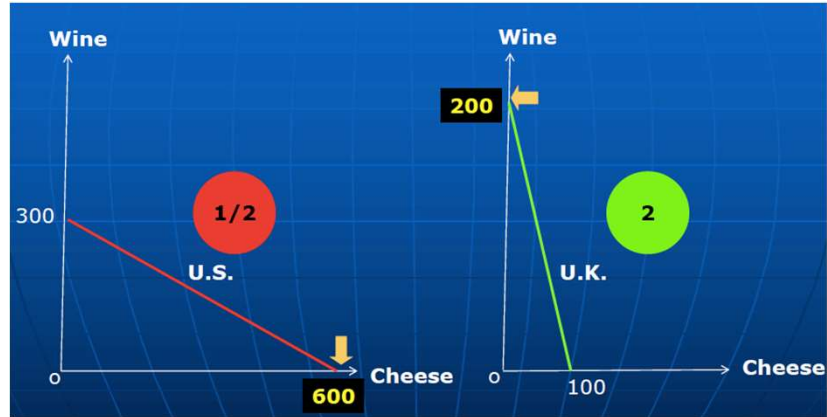
Country \ Good	Cheese	Wine
Home (U.S.)	1	2
Foreign (U.K.)	6	3

Suppose each country has an endowment of 600 hours of labor.

## The Principle of Comparative Advantage



## Specialization



NATIONAL ECONOMIC  
EDUCATION DELEGATION

## Mutually Beneficial Trade



NATIONAL ECONOMIC  
EDUCATION DELEGATION

## Comparative Advantage

- Without a mechanism for **redistribution** ...
  - Nothing in the theory says that everyone in each country gains
  - Opening to trade requires
    - Some industries to shrink or disappear while others expand
    - Firms and workers in shrinking industries
      - Certainly lose during the transition
      - May be permanently worse off



NATIONAL ECONOMIC  
EDUCATION DELEGATION



## Gains from Trade

### Other sources of Gain from Trade



NATIONAL ECONOMIC  
EDUCATION DELEGATION

## Other sources of Gain from Trade

- **Returns to scale** (small countries can support larger firms)
- **Increased competition** (monopolies in small countries lose market power)
- **Variety** (buyers, both consumers and firms, can have more choices)
- **Efficiency** (relatively productive firms expand and export)
- **Supply chains** (firms can source parts from cheapest or best sources)
- **Learning** (firms can have access to foreign technology)

## Other sources of Gain from Trade

Arkolakis, Costinot and Rodriguez-Clare  
"New Trade Models, Same Old Gains"

"Either the gains from trade are small for most countries or the workhorse models of trade fail to adequately capture those gains. This uncomfortable conclusion seems inevitable given recent results in quantitative trade theory."




# Costs of Trade




## But there are Costs

- **Economic:**
  - When trade expands (or contracts)
    - Some firms lose market share or shut down
    - Other firms supplying inputs to those firms shrink or shut down
    - Workers in both lose jobs
    - And their **communities** lose customers
  - Macroeconomic cost: Vulnerability to foreign recession/inflation
  - Dependence on other countries' willingness to trade
  - Vulnerability to trade disruption
    - Crisis induced (earthquake, flood, disease, war)
    - Policy induced (sanctions, tariffs, export bans)
- **Non-economic**
  - Loss of cultural differences
  - Spread of invasive species and plant disease
  - Spread of human disease




# Trade Policies



## Trade Policies that Affect Globalization

- Policies that Encourage It
  - Tariff Reductions
  - Trade Agreements
  - Other
- Policies that Discourage It
  - Tariffs
  - Trade War




# Trade Policies Encouraging Globalization



NATIONAL ECONOMIC  
EDUCATION DELEGATION

---

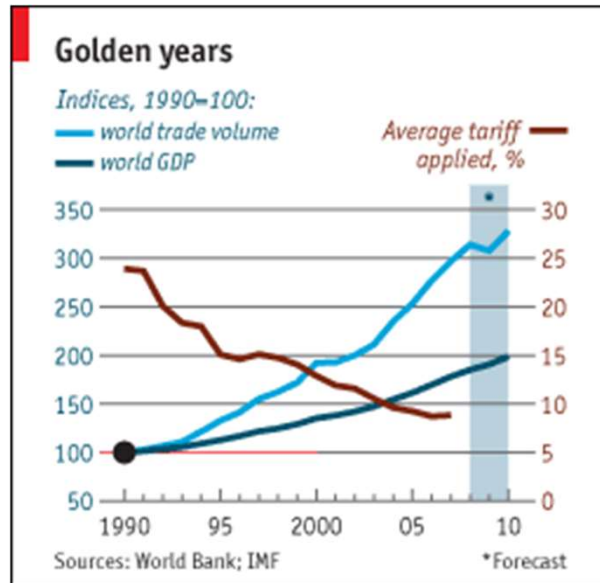


# Tariff Reductions

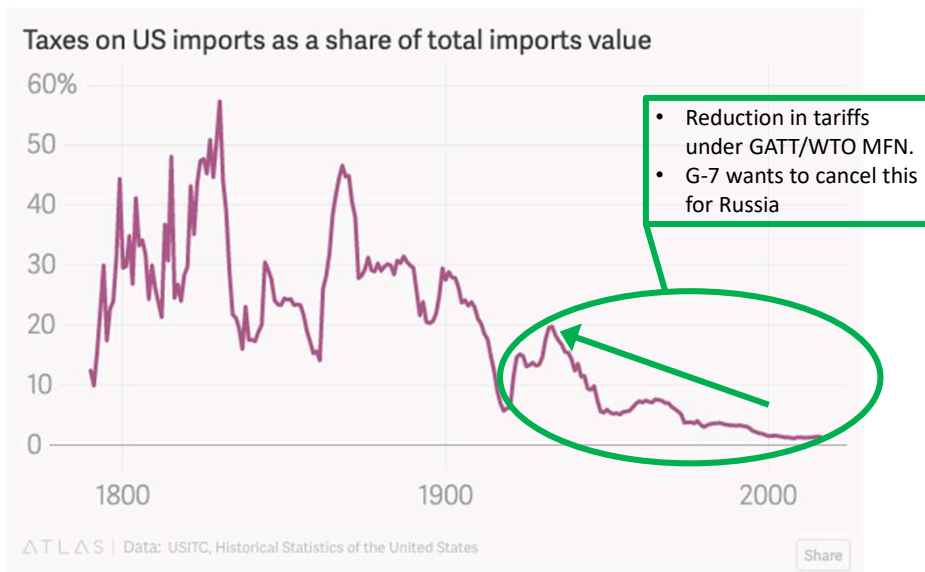


NATIONAL ECONOMIC  
EDUCATION DELEGATION


---



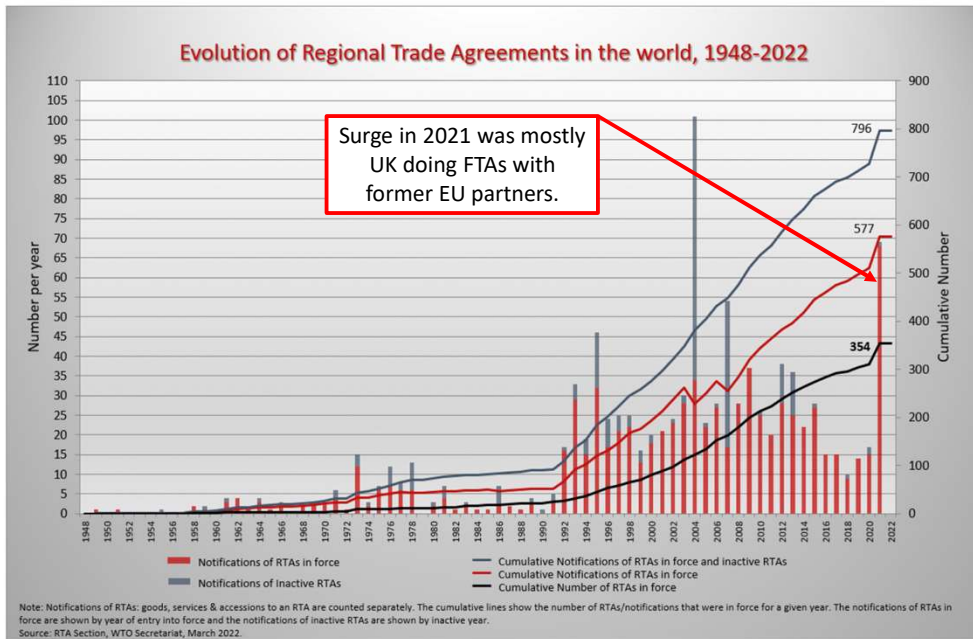
Source: Economist



Source: Quartz 2018



# Trade Agreements



Source:  
WTO

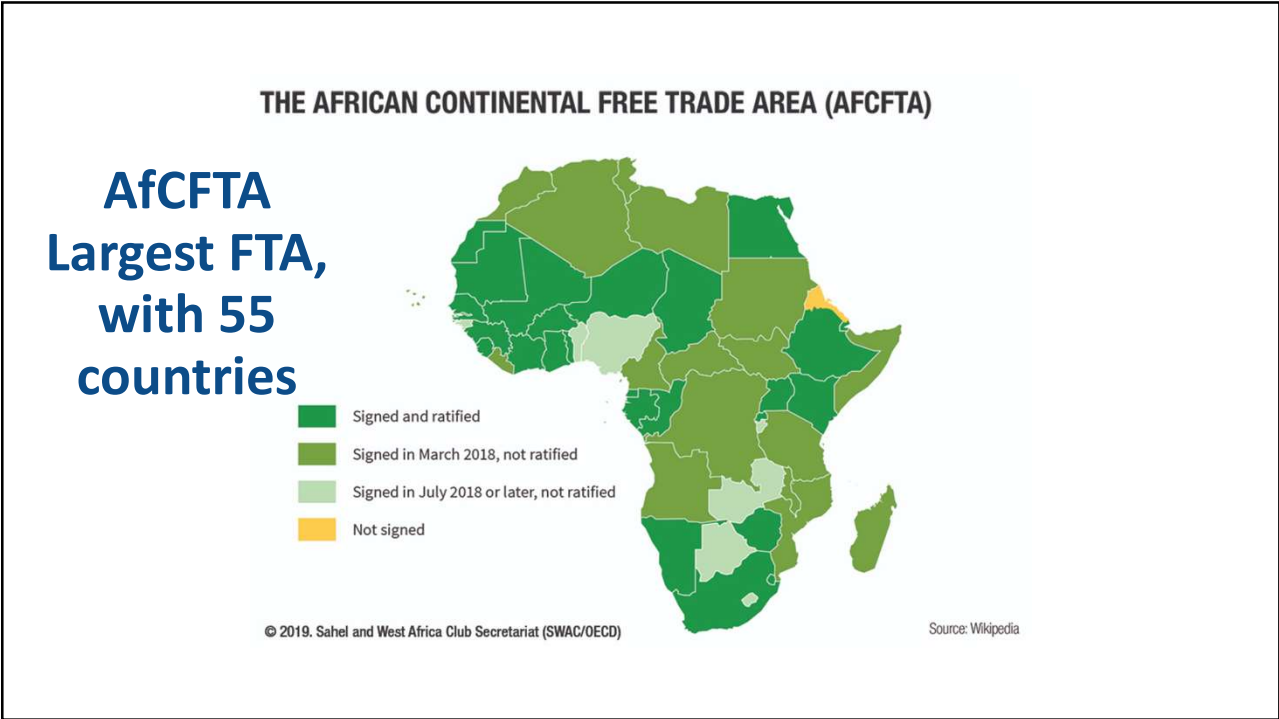
# European Union



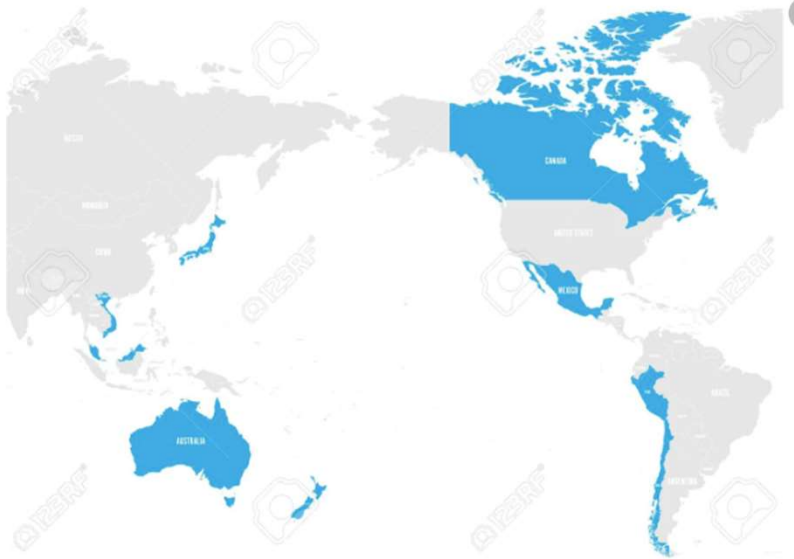
Source: Europa.eu

# NAFTA (now USMCA)





**CPTPP**  
=  
**Trans-Pacific  
Partnership  
minus US**



**RCEP**  
=  
**Regional  
Comprehensive  
Economic  
Partnership**



## Main Economic Institutions



UNITED NATIONS



NATIONAL ECONOMIC  
EDUCATION DELEGATION

53

## Other Policies to Encourage Globalization

### • IMF/World Bank

- Policy advice to open markets (the "Washington Consensus")
- Loans to countries conditional on
  - o Reducing trade barriers
  - o Permitting capital flows

### • GATT/WTO (World Trade Organization)

- Negotiate reciprocal trade liberalization
- Settlement of trade disputes (usually about interfering with trade)

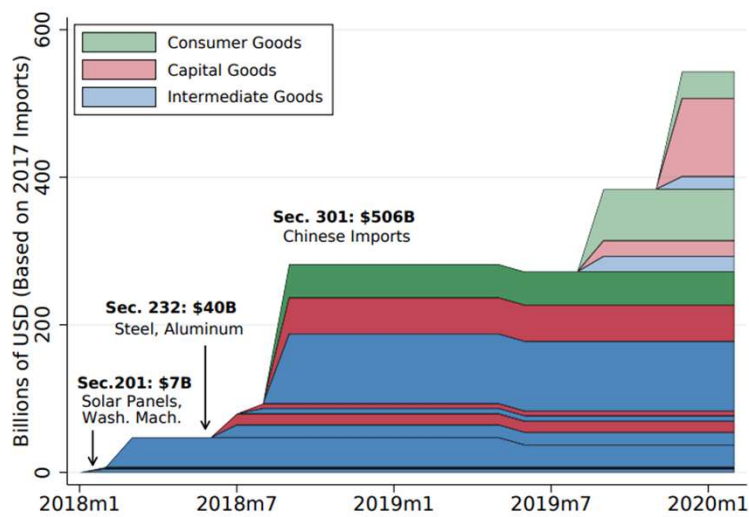


NATIONAL ECONOMIC  
EDUCATION DELEGATION

# Trade Policies Discouraging Globalization

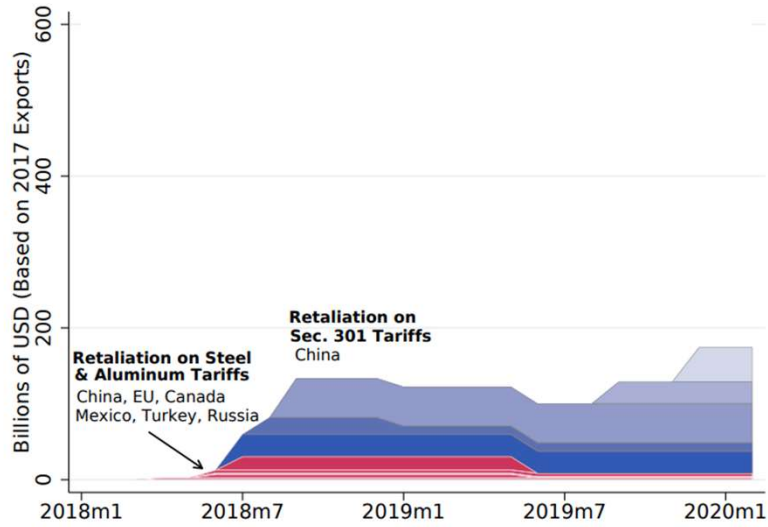


**Figure B1: Composition of New U.S. Import Tariffs: 2018-2019**



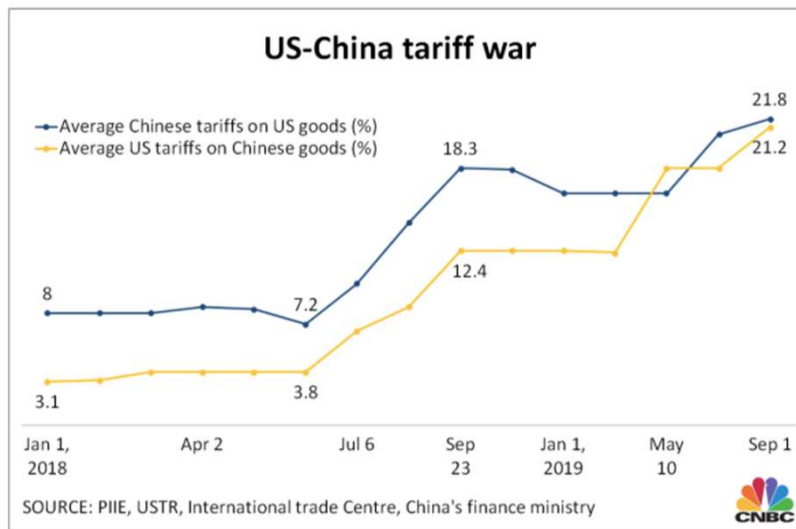
Source:  
Flaan &  
Pierce  
2020

**Figure 3: Timeline of Retaliatory Tariffs on U.S. Exports: 2018-2019**



Source: Flaan & Pierce 2020

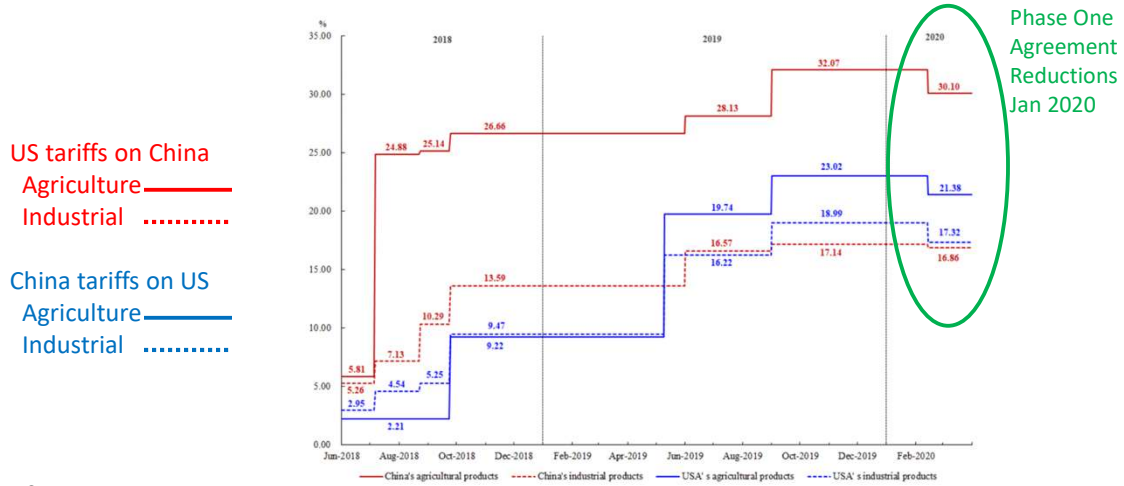
### US-China tariff war



The first trade salvo was fired by the U.S. in early 2018, but the bilateral trade war between the U.S. and China really kicked into a higher gear in July 2018.

Source: CNBC.com

Figure 1. China-US bilateral import tariff increases, percentage points.



Source:  
Zheng et al.  
Oct 2021

Source: GTAP database and the list of additional tariffs published by China and the United States

# Effects of Tariffs

## Effects of a tariff

- **A tariff is a tax on imports. It causes**
  - A rise in the price of the imported good in the importing country
  - A fall in the price of the imported good in the exporting country
  - The quantity imported to fall
  - The revenue of the tariff-levying government to rise
- **Almost always: the rise at home is much larger than the fall abroad**
  - That's especially true if importing country is small
  - But it's also true if importing country is as large as the U.S.
  - Example: President Trump's tariffs caused US prices to rise, with hardly any perceptible fall in prices abroad.



## Effects of a tariff

- **The rise in price in the importing country causes**
  - A rise in price of competing goods produced there
  - Benefits to those producers
  - Harm to buyers of both the import and the competing goods
    - Including producers that use the higher-priced goods as inputs
      - Their prices also rise, hurting their buyers
  - Employment changes:
    - Increase in the protected industry
    - Decrease in industries that use the protected product as inputs
  - Example: President Trump's 25% tariff on steel
    - Helped US steel firms and their workers
    - Hurt US auto firms and workers
      - and many other industries that use steel



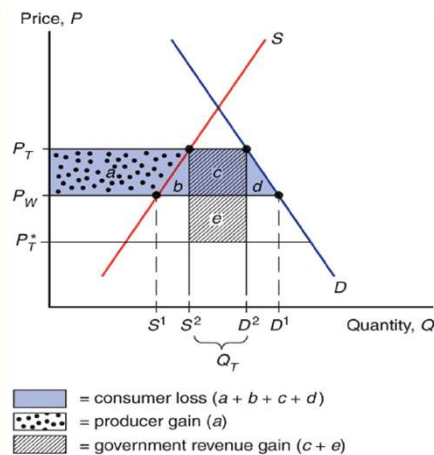
## Effects of a tariff

- **The fall in price in the exporting country causes**
  - Harm to sellers there
  - Benefit to buyers there
  - Shift of sales to other countries
- **If the tariff is on exports from only one country (e.g, China)**
  - Buyers shift to imports from other, more costly, countries (e.g., Vietnam)

## Costs and Benefits of Tariffs: Paul Krugman's Illustration

### Costs and Benefits of a Tariff for the Importing Country

The costs and benefits to different groups can be represented as sums of the five areas  $a$ ,  $b$ ,  $c$ ,  $d$ , and  $e$ .



## Arguments for tariffs

- Jobs
- Government Revenue
- National Security
- Protect against cheap foreign labor
- Fairness in trade
- Protect domestic standard of living
- Equalization of production costs
- Political and social reasons
- **Infant-industry protection**

65

## Arguments against tariffs

### • Arguments against tariffs

- Foregone gains from trade
- Tariffs prompt retaliation
- Even when beneficial, tariffs are politically hard to remove

66

# Co-Creation: The Future of Trade and Globalization



**Co-creation is a process of jointly creating mutually valuable experience(s).**

Ref. Chakrabarti, A. and Ramaswamy, V.. Rethinking Ricardian 'Sum of Enjoyments':  
Gains from Trade in a Co-Creational Economy. Ross School of Business Paper No. 1211.

**Thank you!**

## Any Questions?

[www.NEEDecon.org](http://www.NEEDecon.org)

Avik Chakrabarti, Ph.D.

chakra@uwm.edu

Contact NEED: [info@NEEDecon.org](mailto:info@NEEDecon.org)

Submit a testimonial: [www.NEEDecon.org/testimonials.php](http://www.NEEDecon.org/testimonials.php)

Become a Friend of NEED: [www.NEEDecon.org/friend.php](http://www.NEEDecon.org/friend.php)