


Osher Lifelong Learning Institute, Summer 2023 Contemporary Economic Policy

Eckerd College, FL
November 2023

Host: Jon Haveman, Ph.D.
National Economic Education Delegation



The US Federal Debt

Brian Peterson, Ph.D.
Vice President for Academic Affairs
Professor of Business and Accounting
LaGrange College
LaGrange, Georgia



National Economic Education Delegation

- **Vision**

- One day, the public discussion of policy issues will be grounded in an accurate perception of the underlying economic principles and data.

- **Mission**

- NEED unites the skills and knowledge of a vast network of professional economists to promote understanding of the economics of policy issues in the United States.

- **NEED Presentations**

- Are **nonpartisan** and intended to reflect the consensus of the economics profession.

Who Are We?

- **Honorary Board: 54 members**

- 2 Fed Chairs: Janet Yellen, Ben Bernanke
- 6 Chairs Council of Economic Advisers
 - o Furman (D), Rosen (R), Bernanke (R), Yellen (D), Tyson (D), Goolsbee (D)
- 3 Nobel Prize Winners
 - o Akerlof, Smith, Maskin

- **Delegates: 651+ members**

- At all levels of academia and some in government service
- All have a Ph.D. in economics
- Crowdsource slide decks
- Give presentations

- **Global Partners: 49 Ph.D. Economists**

- Aid in slide deck development

Course Outline

- **Contemporary Economic Policy**

- Week 1 (5/24): US Economic Update (Jon Haveman, NEED)
- Week 2 (5/31): Healthcare Economics (Jon Haveman)
- **Week 3 (6/7): Federal Debt (Brian Peterson, Lagrange College)**
- Week 4 (6/14): Trade Deficits and Exchange Rates (Alan Deardorff, Univ. Michigan)

Credits and Disclaimer

- **This slide deck was created by:**

- Jon Haveman, Executive Director, NEED
- Geoffrey Woglom, Amherst College, Emeritus

- **Disclaimer**

- NEED presentations are designed to be nonpartisan.
- It is, however, inevitable that presenters will be asked for and offer their own views.
- Such views are those of the presenters and not necessarily those of the National Economic Education Delegation (NEED).

Submitting Questions

- Please submit questions of clarification in the chat.
 - I will try to handle them as they come up.
- We can have a verbal Q&A once the material has been presented.
- Slides will be available from the NEED website tomorrow (https://needelegation.org/delivered_presentations.php)



The US Federal Debt

Brian Peterson
LaGrange College



What Does the US Govt. Budget Look Like?

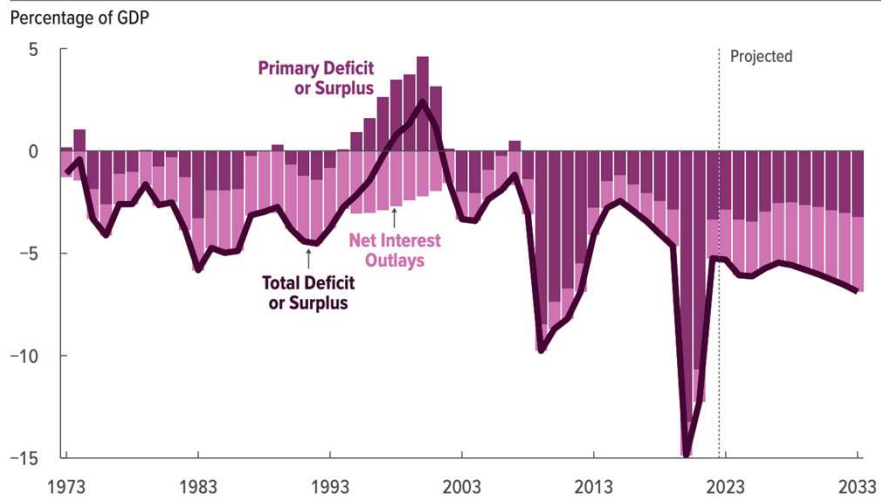
2022 Budget Summary (in billions)

Revenue		Outlays	
Income Taxes	\$2,632	Mandatory	\$4,135
Payroll Taxes	\$1,483	Discretionary	\$1,662
Corporate Taxes	\$425	Interest	\$475
Other	\$356		
Total	\$4,896	Total	\$6,271

Budget Deficit **\$1,375 Billion**

A Future of Deficits

Total Deficits, Primary Deficits, and Net Interest Outlays



Of Debt, Deficits, and Surpluses

• FLOW

- **Deficit:** The excess of outlays over revenues in a year.
- **Surplus:** The excess of revenues over outlays in a year.

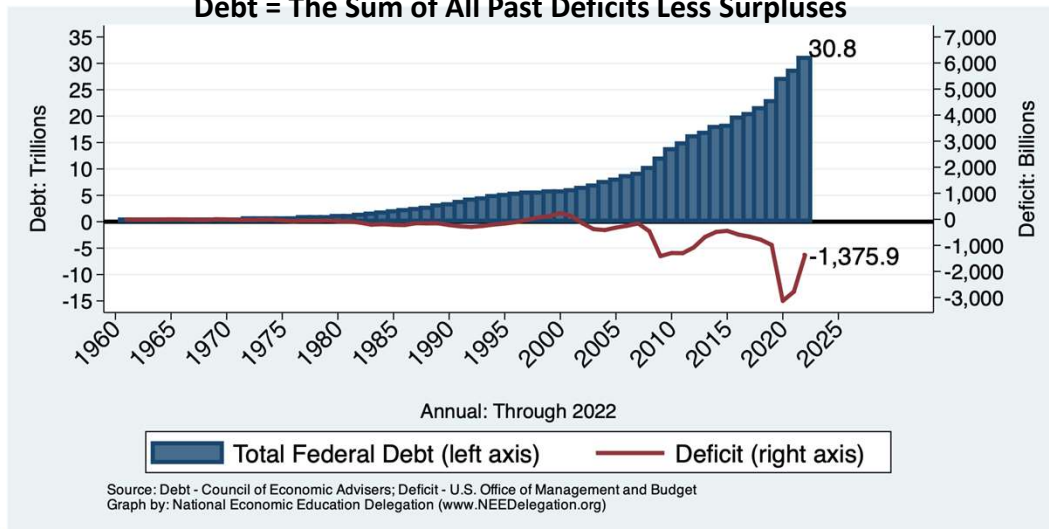
• STOCK

- **Debt:** The accumulation of all past deficits and surpluses over time.



Debt vs. Deficit

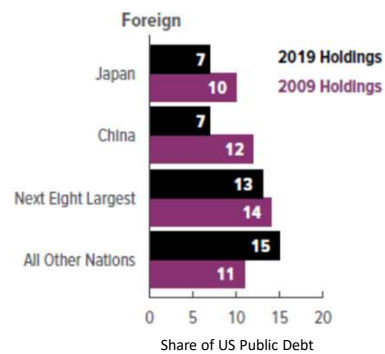
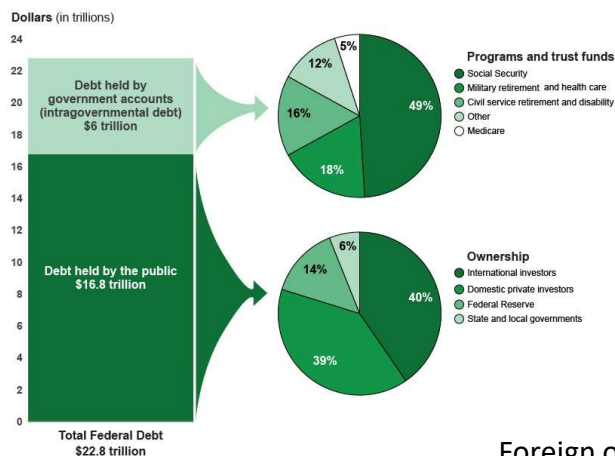
Debt = The Sum of All Past Deficits Less Surpluses



How Does the US Government Borrow?

- **It issues debt.**
 - Treasury marketable securities:
 - o Treasury bills, notes, and bonds
 - o TIPS: Treasury inflation-protected securities
 - o Savings bonds
- **Who buys the debt?**
 - Other federal agencies
 - Individuals and businesses
 - State and local governments
 - Foreign government and individuals
 - Federal Reserve

A Breakdown of Total Federal Debt

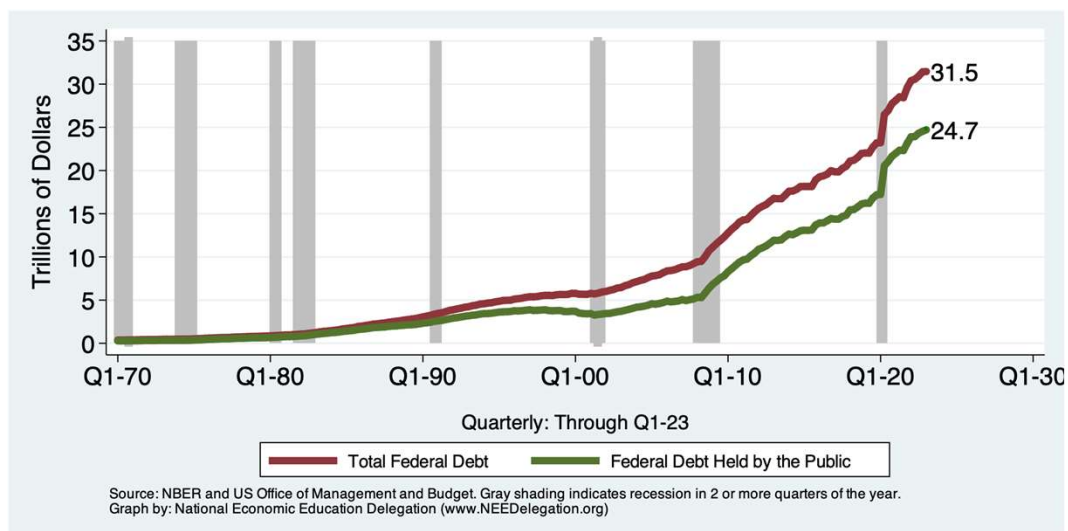


Foreign ownership is relatively recent – in 1990 foreign ownership was less than 20%

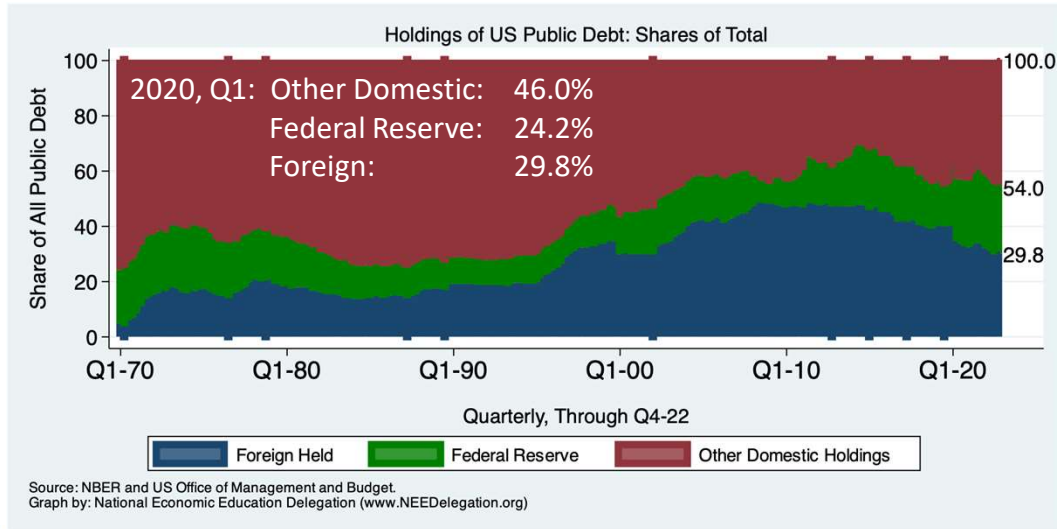
Not All Debt Is Created Equal

- **Some debt can reduce the availability of investment funds to other borrowers.**
 - Often referred to as “crowding out” private investment
- **Intragovernmental debt is (important) bookkeeping.**
 - This debt **DOES NOT** crowd out private investment.
- **Debt held by the public**
 - This debt **MIGHT** crowd out private investment.
- **Most analyses of debt focus on federal debt held by the public.**

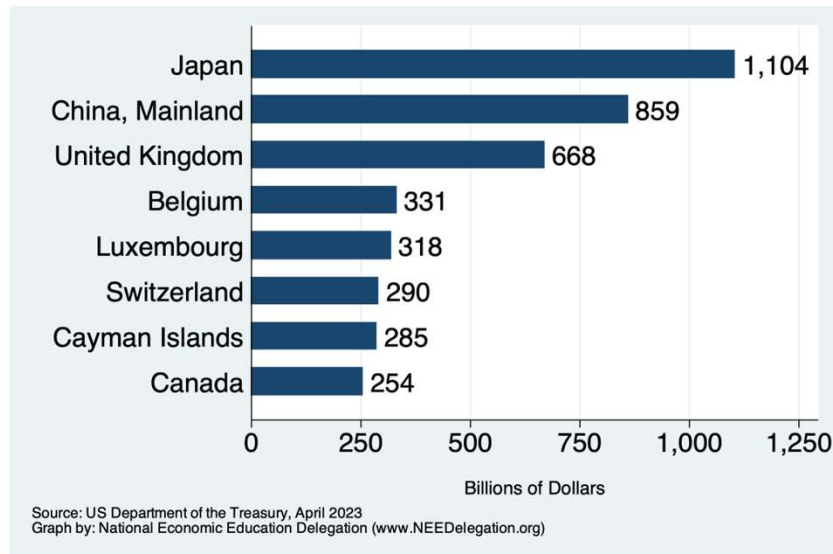
Two Measures of the Debt

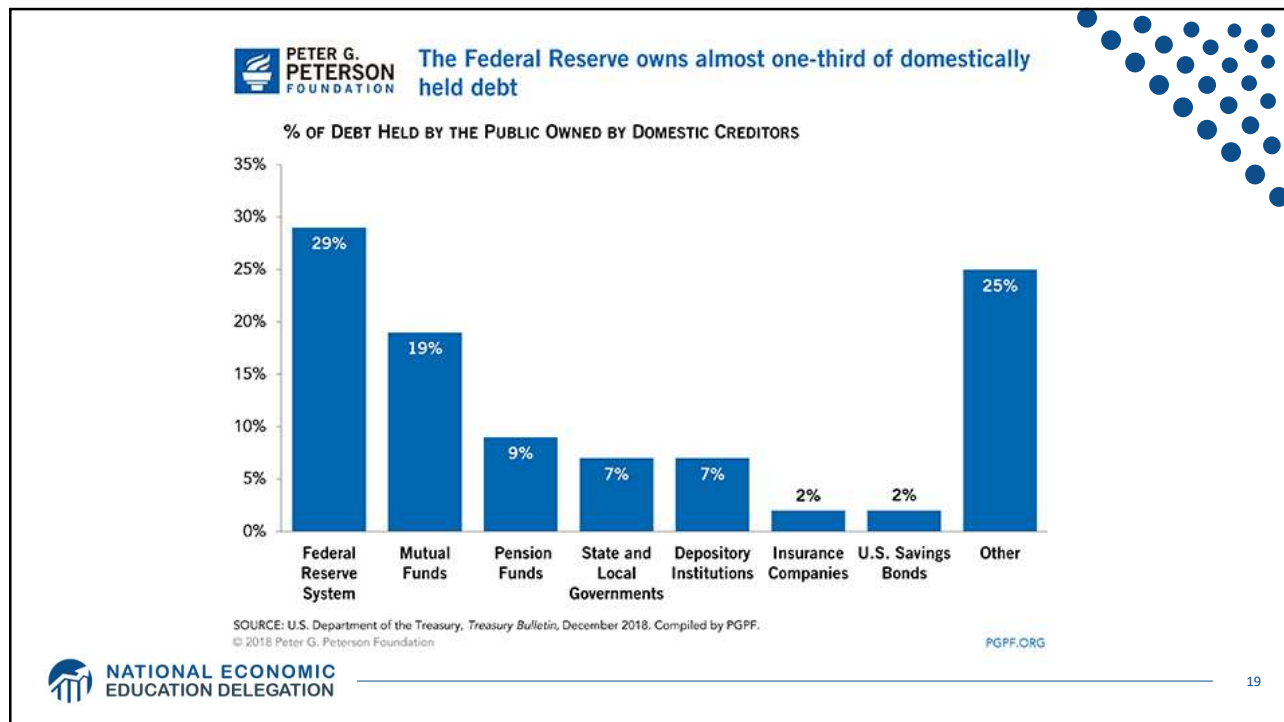


Trends in US Debt Over Time



Who Holds US Debt?





CBO: Budget Analysts in Chief

- **The Congressional Budget Office was founded in 1974 to provide Congress with information about the budgetary implications of legislation.**
- **Two kinds of reports**
 - Cost Estimates: HR 6036 VA Family Leave Act of 2020
 - Projections of Debt and Deficits: The Budget and Economic Outlook, 2020 to 2030

NATIONAL ECONOMIC EDUCATION DELEGATION

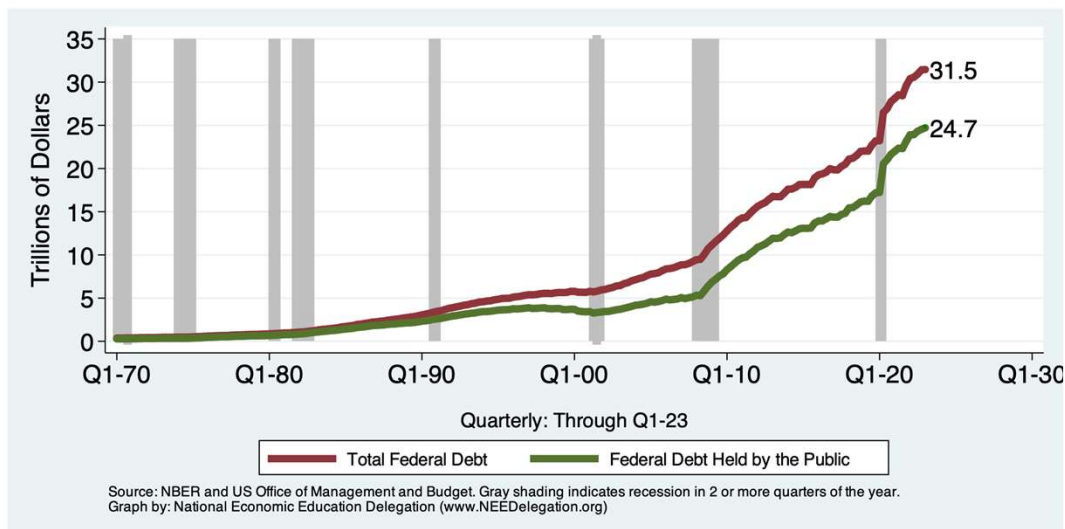
20

The All-Important *Relative Debt*

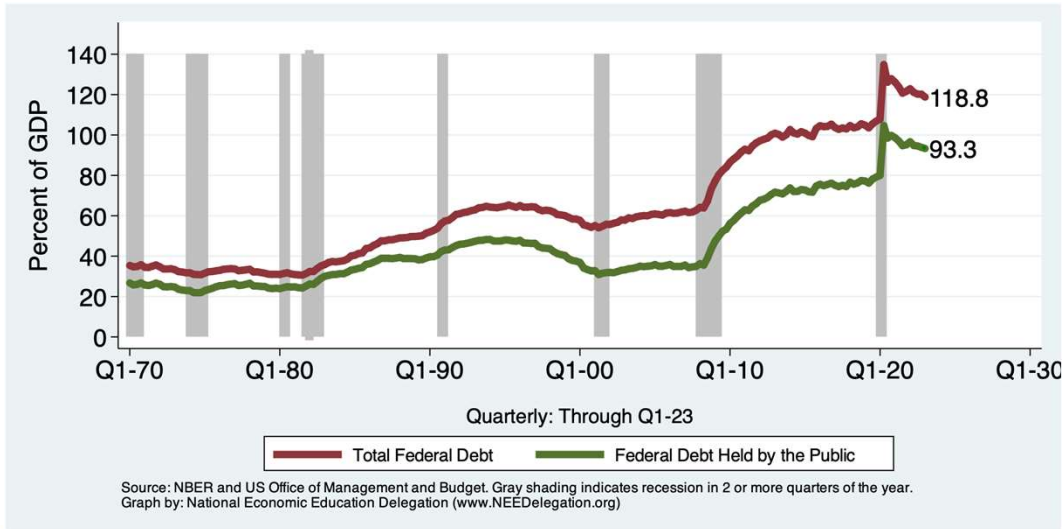
- CBO analyzes the debt *relative to GDP* because:
 - To the extent that debt and deficits have burdens, these burdens depend on the size of the debt *relative* to the size of the economy.

	Total Public Debt	Relative Debt Debt/GDP
United States	\$23.4 Trillion	112%
Greece	\$0.215 Trillion	170%

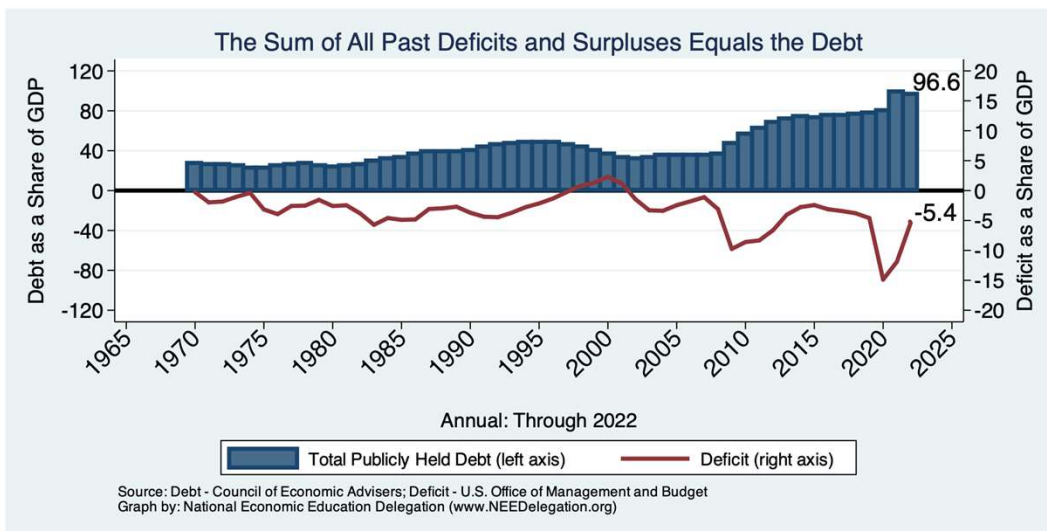
Two Measures of the Debt



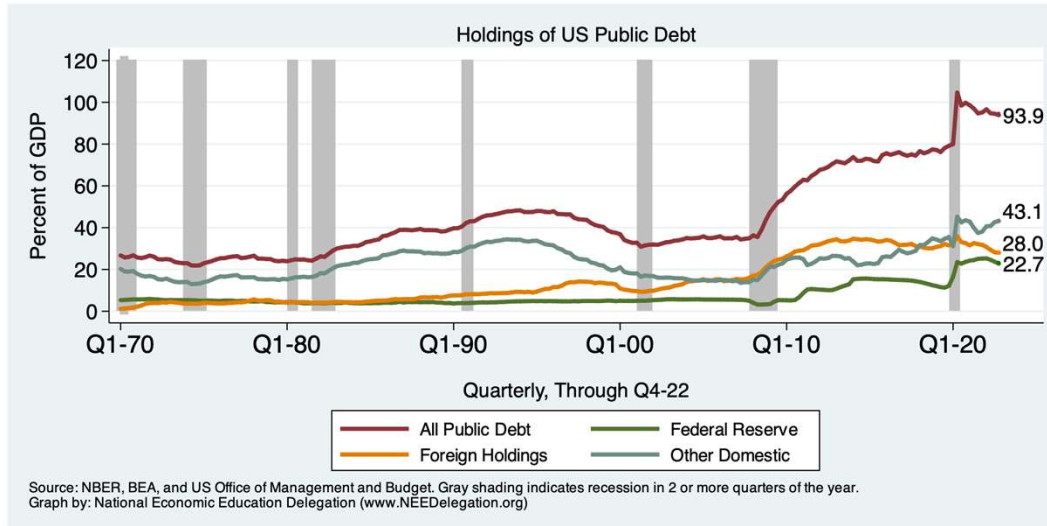
Two Measures of RELATIVE Debt



Relative Debt and Deficit



Summary: Who Holds US Public Debt?



NATIONAL ECONOMIC
EDUCATION DELEGATION

25

Key Points About US Relative Debt



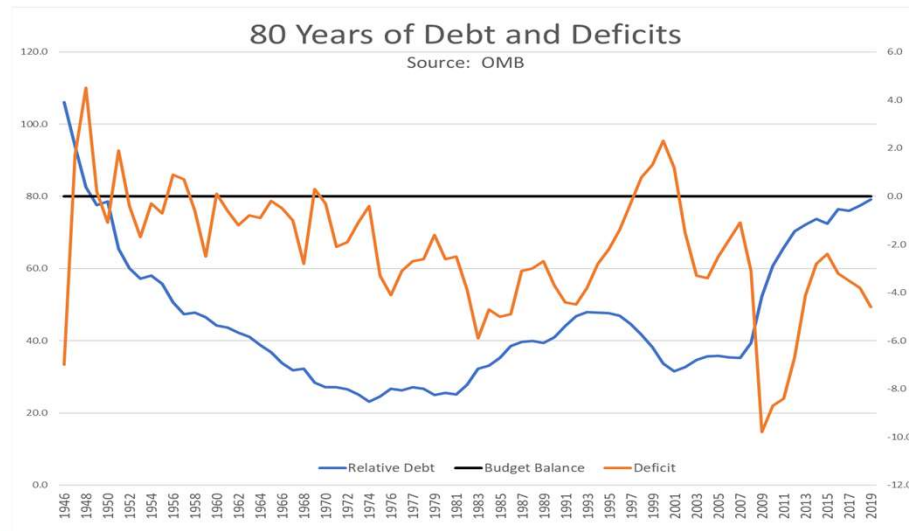
1. Prior to 1983, relative debt rose purposefully (wars and recessions) and then fell.
2. Relative debt peaked during World War II, followed by a long decline.
3. Relative debt has been and is expected to rise for the next 30 years w/o a strategic purpose.



NATIONAL ECONOMIC
EDUCATION DELEGATION

26

The Post-WWII Fall in Relative Debt



Debt Dynamics

• Surprising (?) Facts

- From 1945 to 1975, relative debt fell from 100% of GDP to 25% of GDP.
- During this period, the federal budget was in surplus only once, in 1969.

• Relative debt is a fraction: Debt/GDP; fractions fall if:

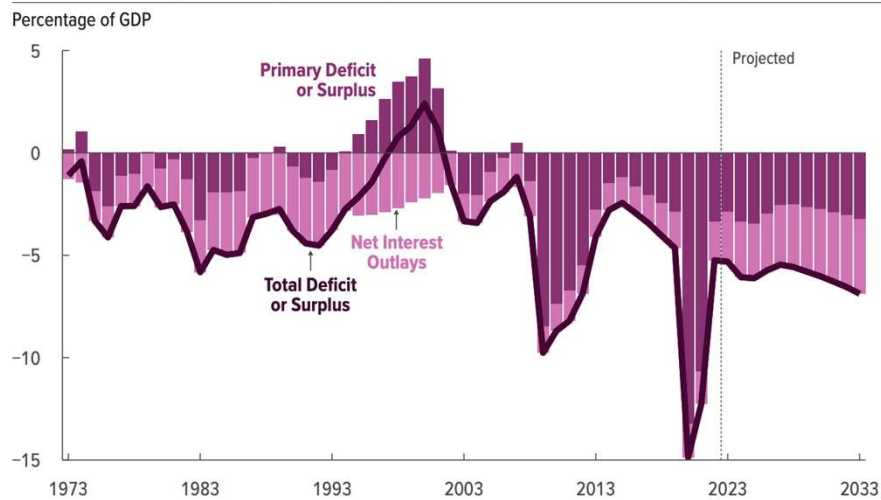
- The *numerator* falls (budget surplus)
- The *denominator* rises (nominal GDP growth)
- The *denominator* grows faster than the *numerator*

Two Measures of the Deficit

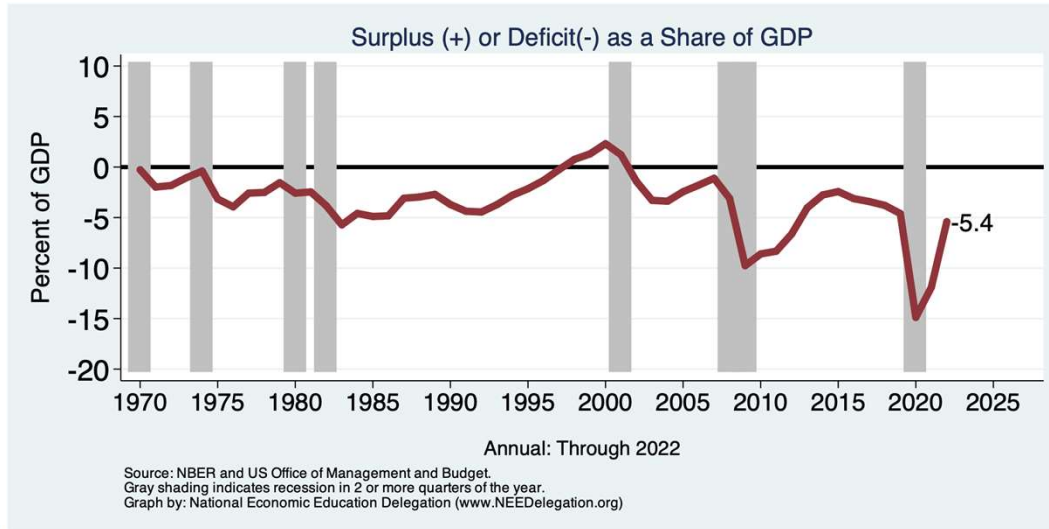
- (1) Primary deficit = current programmatic outlays – revenues
- (2) Total deficit = primary deficit + interest
- Interest on the debt is
 - The part of the total deficit that is due to past deficits.
- This distinction becomes important for understanding:
 - The future course of relative debt.
 - The costs borne by future generations because of the debt.

Rising Debt Levels Due to a Future of Deficits

Total Deficits, Primary Deficits, and Net Interest Outlays



Deficits and Recessions



How to Think About the Debt

Perspectives on Increased Debt

- **Government borrowing crowds out private capital and investments.**
 - Weakened by the ability to borrow from other countries.
- **Does debt impose a burden on future generations?**
 - Does it inevitably have to be paid off?
- **In time, debt service might crowd out other government spending.**
 - Diminishing policy priorities in the budget.
- **Is it reasonable to borrow at low interest rates for investment?**
 - For example, for infrastructure.

Not All Borrowing Is Bad!

- **Two good reasons to borrow:**

1. During a temporary crisis
 1. Recession
 2. War
 3. Pandemic
2. Productive public investment
 1. Infrastructure
 2. Education

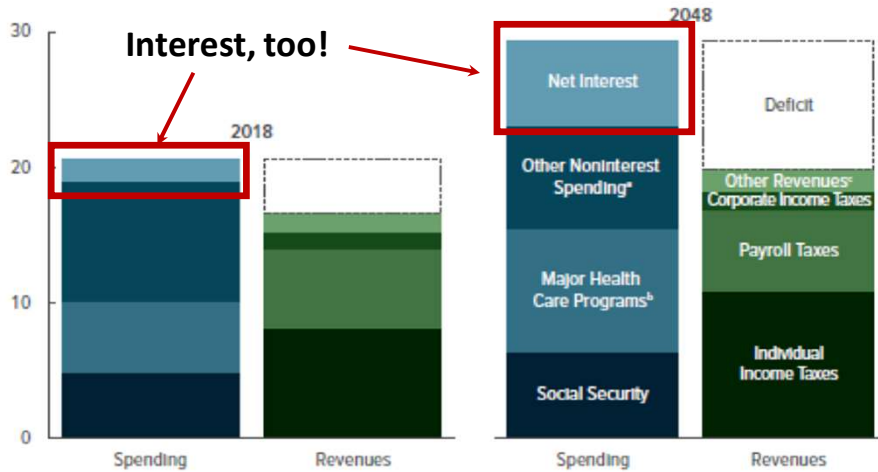


- **These deficits did not and do not permanently increase relative debt.**

- Great Depression, WWII
- Public investment expands GDP and tax revenue

Spending to Grow Much Faster Than Revenue

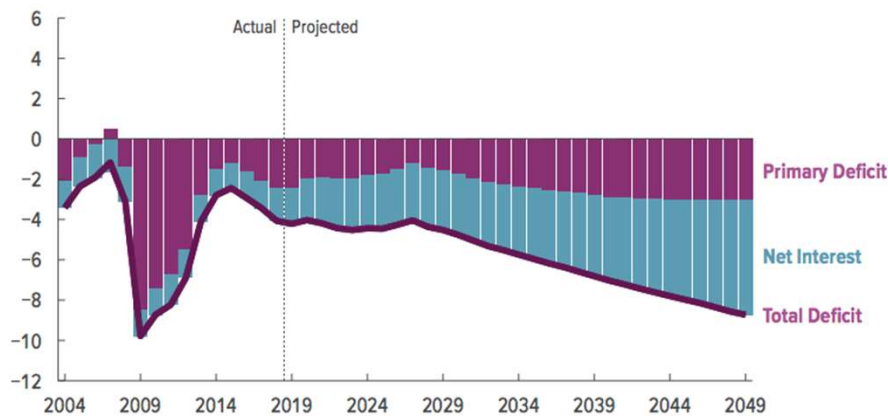
Percentage of Gross Domestic Product



Source: Congressional Budget Office.

Interest Will Grow as a Share of the Deficit

Percentage of Gross Domestic Product



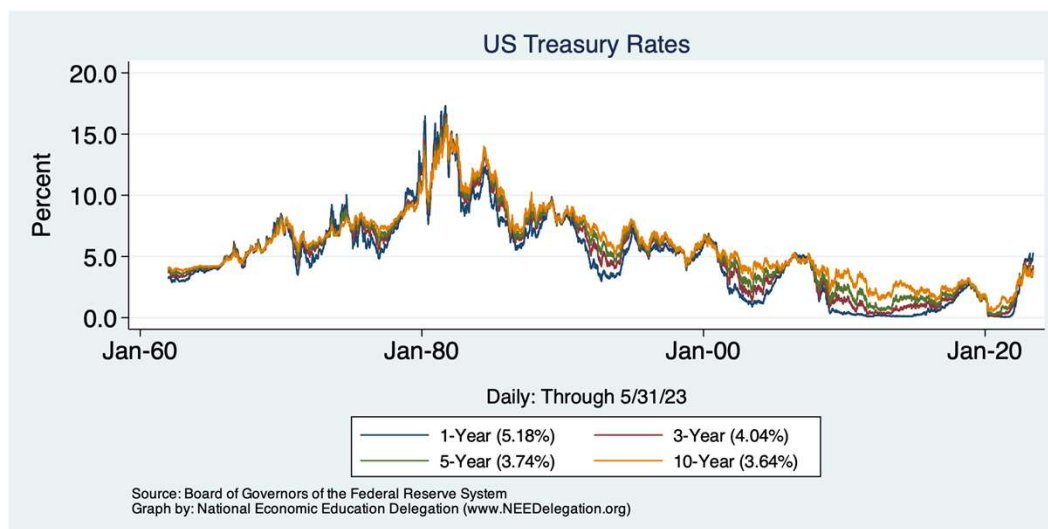
Deficits grow from 4.2 percent of GDP in 2019 to 8.7 percent in 2049, driving up debt. Net spending for interest on debt accounts for most of the growth in total deficits.

Is The Debt a Problem Today? (Pre-COVID 19)

- Currently borrow about \$100 billion each month with little difficulty.
- Very little evidence of "crowding out."
- Interest rates are very low, less than 1% on 10-year notes.



Interest Rates Are Historically Low



So, Why Worry About it?

• If debt become too high:

- Investors might start questioning the creditworthiness of the US government.
 - o Problem: Nobody knows how high is too high.
- It becomes more difficult to borrow in times of crisis.
 - o War, severe recession
 - o “Fiscal space”
 - Impossible to measure how much we have.
 - Clearly, we have less now than in 2007.
- Could start to crowd out investment by consumers and businesses.
 - o Not currently a problem. No idea if/when it might become one.
- Could be inflationary.

So, Why Worry About It?

• If debt continues to grow:

- Interest payments will grow with it.
 - o 8% of spending in 2018.
 - o 22% of spending in 2048.
 - o Less room for using the budget for policy priorities.
 - o 40% of payments go to other countries.
- The longer we wait to address it, the harder and more disruptive addressing it will be.
- Interest rates might increase.



Growth in Relative Debt

- **Remember:**

- the denominator of relative debt is GDP
- the numerator is debt

- **The denominator grows at the rate of growth of GDP.**

- **The numerator grows with:**

- the *interest rate* on the debt plus (or minus)
- the effect of the primary deficit (surplus)

- **Notes:**

- relative debt can fall, even with chronic deficits, if they cause the debt to grow more slowly than GDP.
- Relative debt can rise with a surplus if interest rates increase enough.



Economists' Views on the Debt Evolve



Traditional View: A Non-Issue

- **The analogy between household and government debt is inaccurate.**
 - The government does not have to pay back the debt.
 - Retirees cash in maturing bonds, which are financed with new bond issues sold to younger people.
 - Interest on the debt is essentially paid by the young to their parents.
 - When the young are old, their young will do the same for them.



Reagan's Experiment in Supply-Side Economics

- **Tax cuts were supposed to be “investments.”**
 - Lower marginal tax rates, and people will work more/harder and save.
 - Higher GDP will raise tax revenue to pay for the deficit.
- **Sadly, in 1981-89, debt rose from 25% to 40%.**
 - For the first time, relative debt rose during a non-recessionary peacetime.
 - Reignited concern about debt and deficits.
- **Failed experiment?**



Traditional View: Four True Costs

- **Crowding out:**
 - The Treasury's borrowing needs compete with private borrowers, so debt and deficits raise interest rates.
- **Higher interest rates lead to foreign capital inflows or foreign borrowing.**
 - With foreign borrowing, some of the interest on the debt goes to foreign countries.
- **Larger primary surpluses are needed to stabilize the relative debt.**
 - The larger the relative debt, the bigger the needed primary surplus.
 - Thus higher taxes or programmatic outlays must be reduced.
- **Government bias toward higher inflation**
 - GDP grows if either prices rise or real output rises.

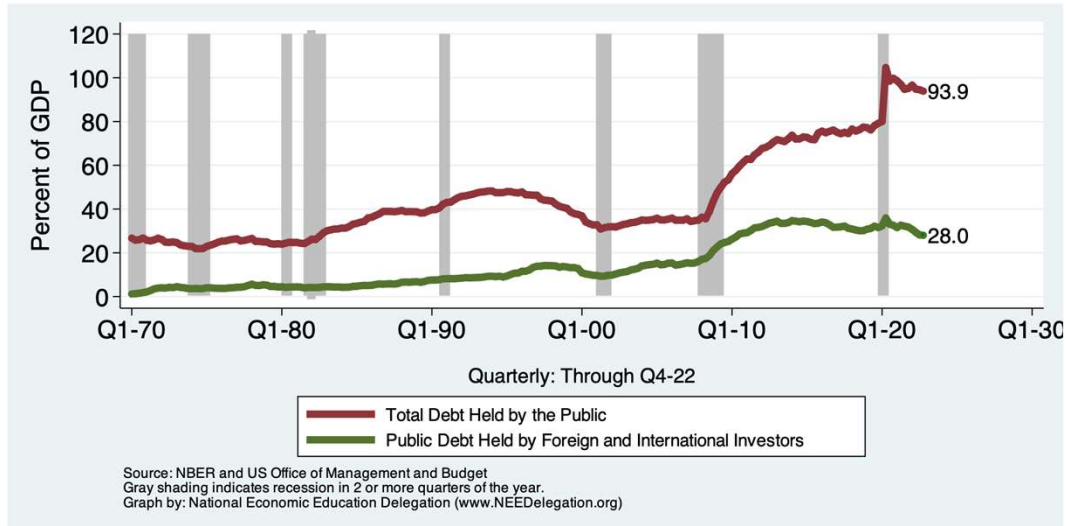


Traditional View: Cost 1

- **Rising debt reduces investment.**
 - Deficits and debt raise aggregate demand.
 - Direct government spending.
 - Lower taxes lead households to spend more.
 - To offset this increase in demand, the Fed has to raise interest rates, reducing investment and future GDP.
 - By causing interest rates to rise:
 - debt and deficits "crowd out" investment.



The International Appetite for US Treasuries



NATIONAL ECONOMIC
EDUCATION DELEGATION

47

2005: The International Dimension to Debt

- **Interest on foreign-held debt reduces US residents' welfare.**
 - Interest payments go to other countries.
- **When the Fed raises interest rates, the exchange rate of the dollar rises, causing:**
 1. Increases in the trade deficit
 2. Foreign borrowing.
- **Sharp increases in interest rates and the cost of imports raises the possibility of a fiscal crisis or a "run on the dollar."**



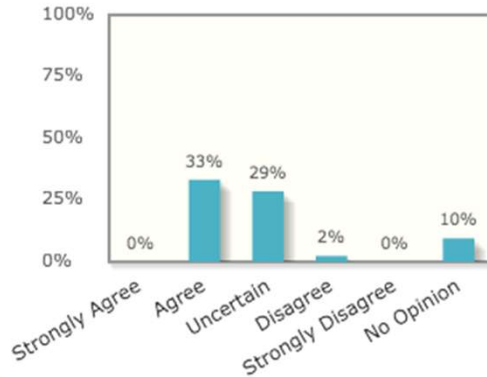
NATIONAL ECONOMIC
EDUCATION DELEGATION

48

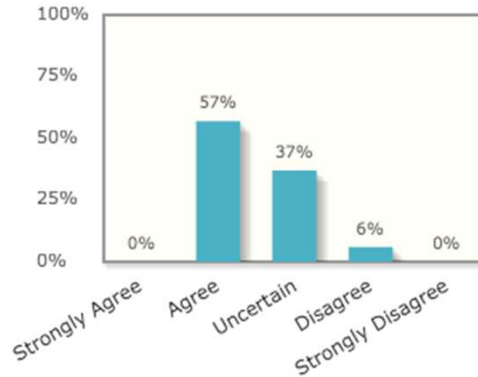
General Agreement Among Economists

If the US reduced its fiscal deficit, then its trade deficit would also shrink.

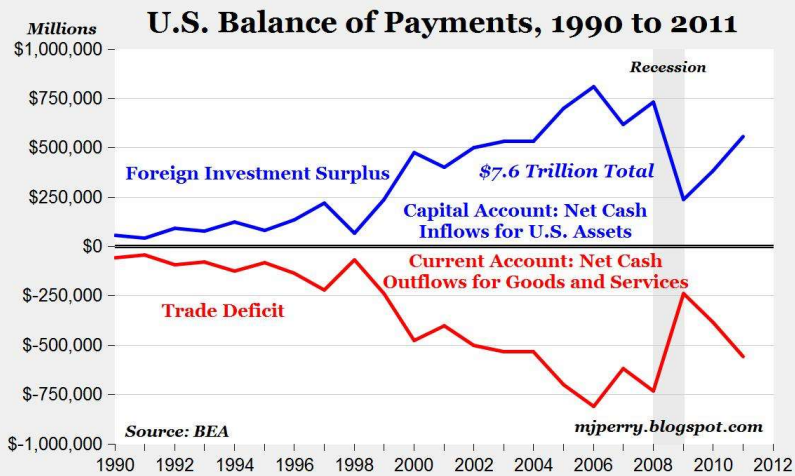
Responses



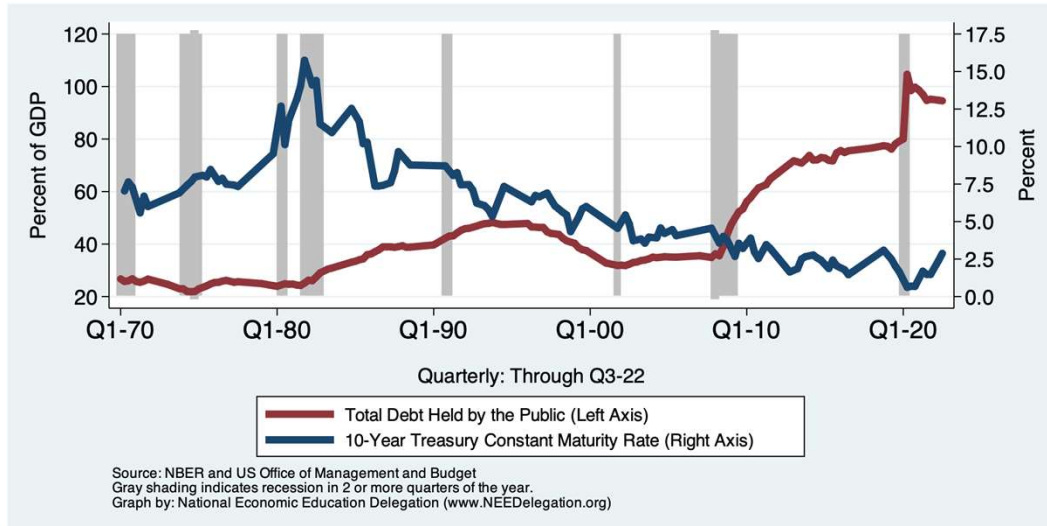
Responses weighted by each expert's confidence



Trade and Investment Flows Balance Out



Costs 1–2: The Dog That Didn't Bark



Traditional View: Cost 3

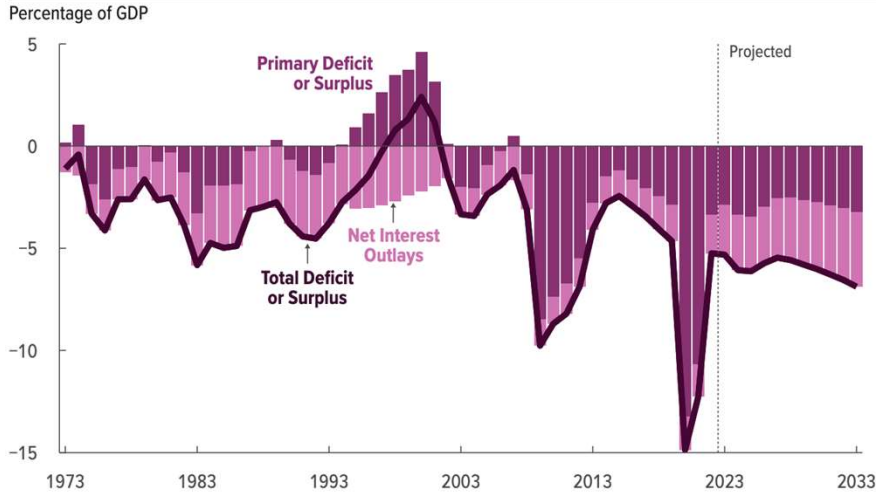
- **Rising debt reduces budgetary options.**

- More debt means higher interest costs.
- Higher interest causes greater relative debt which requires a bigger primary surplus to stabilize it.
- Larger primary surplus means either higher tax rates or less government spending:
 - o "crowding out" of outlays and/or tax cuts.

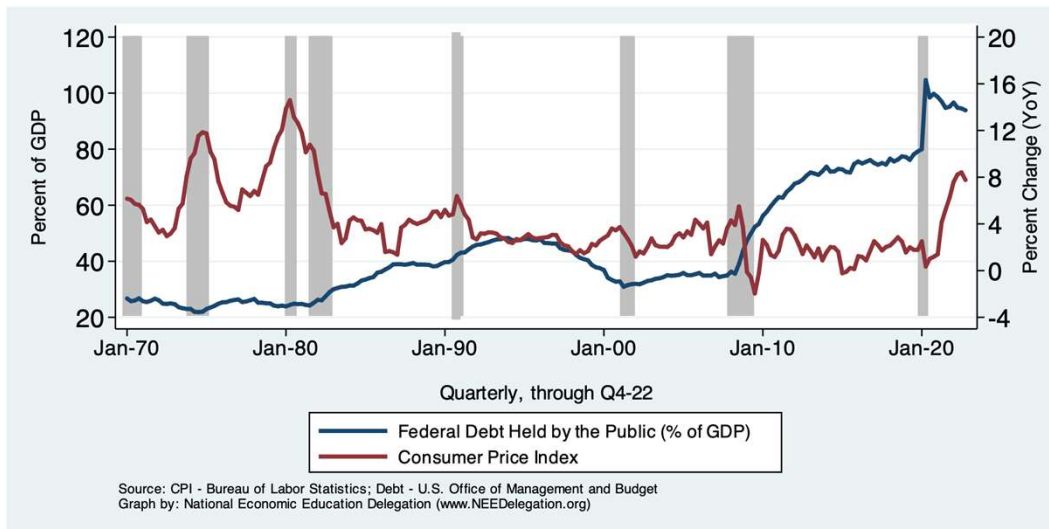


Cost 3: No Primary Surplus Since 2007!

Total Deficits, Primary Deficits, and Net Interest Outlays



Cost 4: Anybody See Any Inflation?



Maybe Debt Isn't a Problem After All: MMT

- **Modern monetary theory**

- US Treasury borrows in its own currency and therefore cannot default.
 - o As opposed to countries, such as Greece, which borrow in euros.
- Example: How did we "find the money" for the recent increase in the deficit of about \$1.9 trillion?
 - o Answer: The Fed purchased \$1.7 trillion = 89% of financing
- More generally, MMT argues that we can always find the money to increase federal spending.

MMT's Free Lunch

- **The only limit on deficit spending is when it leads to too much spending, thereby increasing current inflation.**
- **Recognizing this fact, "could free policymakers not only to act boldly amid crises but also to invest boldly in times of more stability."**
 - First part, acting boldly, is important and likely true.
 - Second part, invest boldly, is suspect.

A More Reasonable, But Still Optimistic View

Olivier Blanchard:

- Emeritus Professor at MIT
- Chief Economist at the IMF, 2008–2015
- President of the American Economic Association, 2018

AEA Presidential Address, January 2019

“If the future is like the past [with low interest rates], ... the issuance of debt without a later increase in taxes may well be feasible. Put bluntly, public debt may have no fiscal cost.”

But,

“My purpose ... is not to argue for more public debt, especially in the current political environment. It is to have a richer discussion of the costs of debt ... than is currently the case.”

What the Traditional View Got Wrong

- Stabilizing relative debt, debt/GDP, requires that the growth rate in debt equal the growth rate of GDP.
- The growth rate in debt has two parts:
 1. The growth rate in interest on the debt, or just the interest rate.
 2. A contribution due to the primary surplus (–) or deficit (+).
- The traditional view assumes that the interest rate on debt is greater than the growth rate of GDP
 - So, 2 must be negative to offset excess of 1.
 - i.e., debt stabilization requires a primary surplus.

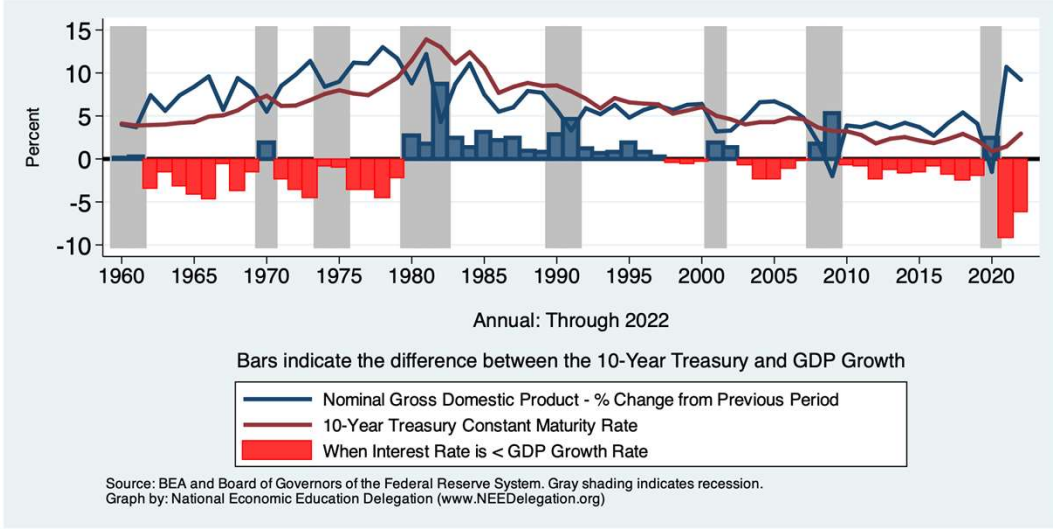


An Almost Free Lunch

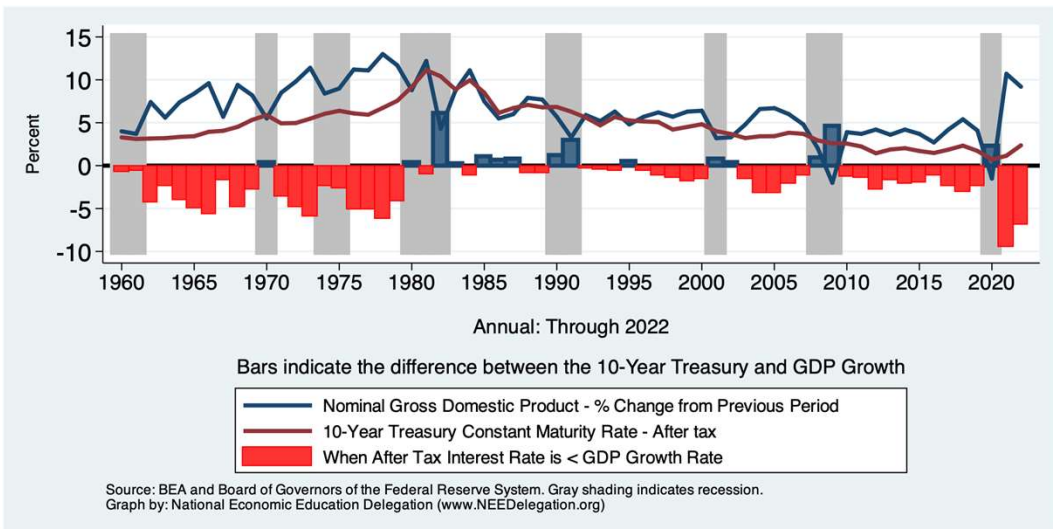
- If the interest rate is *less* than the growth rate of GDP, then the contribution from the primary budget can be positive, or
- Debt to GDP can be stabilized with a (small) primary *deficit*.



Evidence?



But Interest on the Debt Is Taxable



The Key: Stabilization of Relative Debt

- **Stabilization of relative debt might forestall the consequences of chronic deficits.**
- **Problem: The US federal debt is in no way stable.**
- **W/o stability, interest rates might rise, causing crowding out of:**
 - policy priorities
 - domestic investment
- **Budget surpluses are not necessary, but budget control is.**



A New and Possibly Catastrophic Cost

- **International investors can still lose if the exchange rate of the dollar falls.**
- **Remember, foreign holdings of public debt are 40 percent of the total.**



Why Do Foreign Investors Buy US Treasuries?

- **Market for Treasuries is the deepest, most liquid capital market in the world.**
- **The US economy has a history of political and economic stability.**
- **The dollar is the largest international reserve currency.**
 - Most trade transactions (*e.g.*, oil) are quoted in dollars.
 - With some exceptions, foreign citizens borrow in dollars.

Fiscal Crisis, or a Run on the Dollar

- **With an exploding relative debt, what happens if foreigners lose confidence in the stability of the dollar?**
- **CBO (*Federal Debt: A Primer*, March 2020):**

because the United States currently benefits from the dollar's position as the world's reserve currency and because the federal government borrows in dollars, a financial crisis—similar to those that befell Argentina, Greece, or Ireland—is less likely in the United States.

Although no one can predict whether or when a fiscal crisis might occur or how it would unfold, the risk is almost certainly increased by high and rising federal debt.

- **Crises of confidence, in addition to being unpredictable, happen very quickly.**

What Is a Fiscal Crisis?

- **Increased perception of risk in government debt.**
- **Potential manifestations:**
 - Sudden major increase in interest rates
 - Plunging exchange rates
- **Why?**
 - Increased expectation of default
- **Potential results:**
 - Dramatic budget reforms may be quickly necessary to stave off actual default.
 - Recession from declines in:
 - investment (interest rates)
 - consumption (interest rates)
 - Government spending
 - Higher interest bill on existing debt



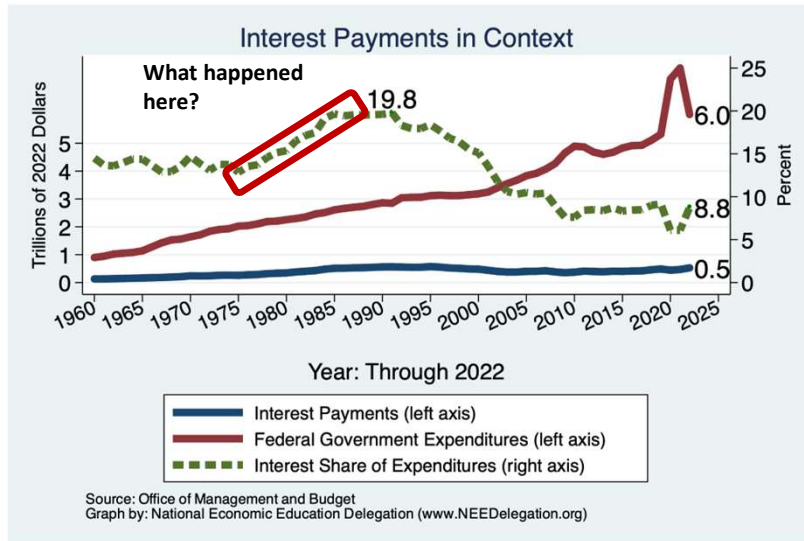
Bottom Line: We Need to Worry about the Debt

1. **Interest rates will not stay this low forever.**
2. **A fiscal crisis should be avoided at all costs.**
3. **Stabilizing relative debt would substantially reduce the possibility of a crisis.**
4. **The good news is we might be able to stabilize relative debt without a primary surplus.**

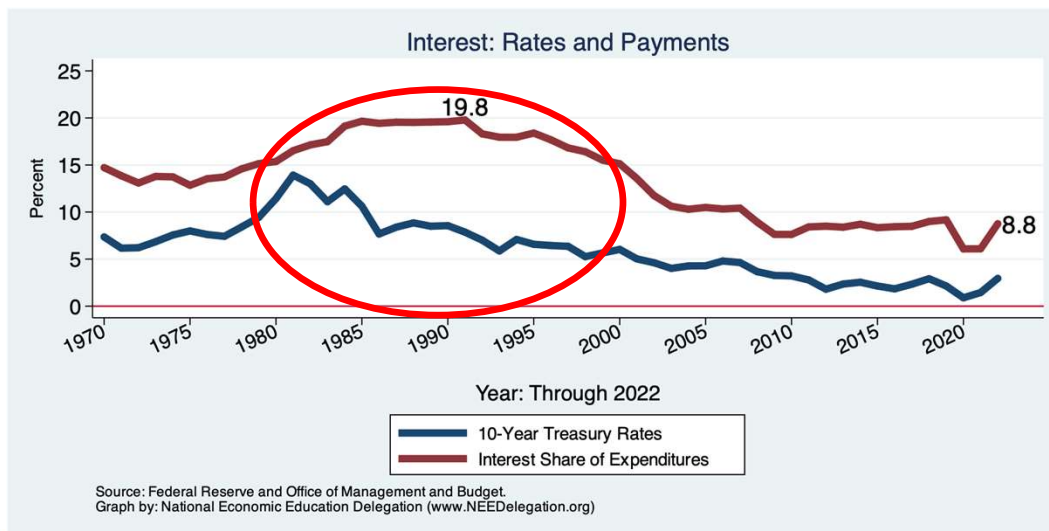
Now that the pandemic is over we must substantially reduce primary deficits.



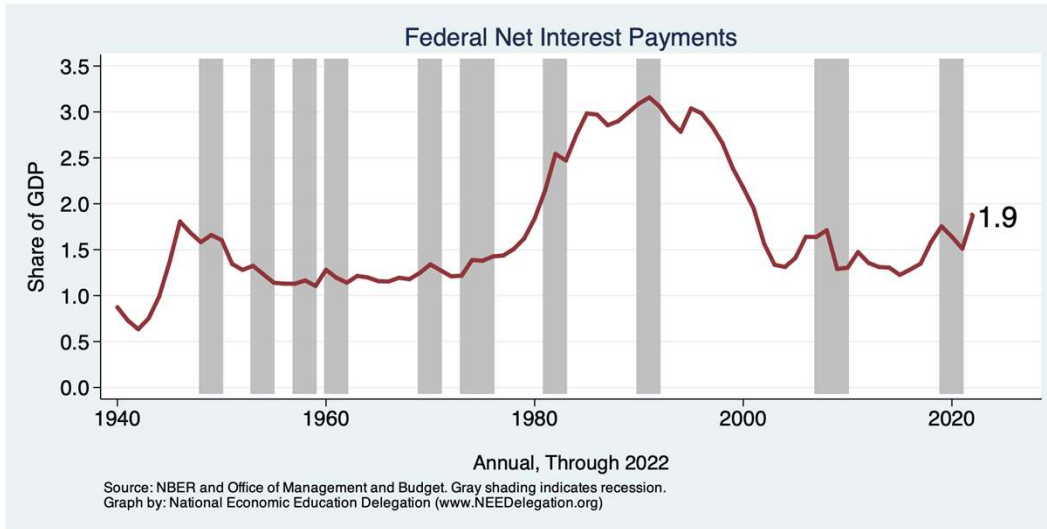
History: A Cautionary Tale of Interest Rates?



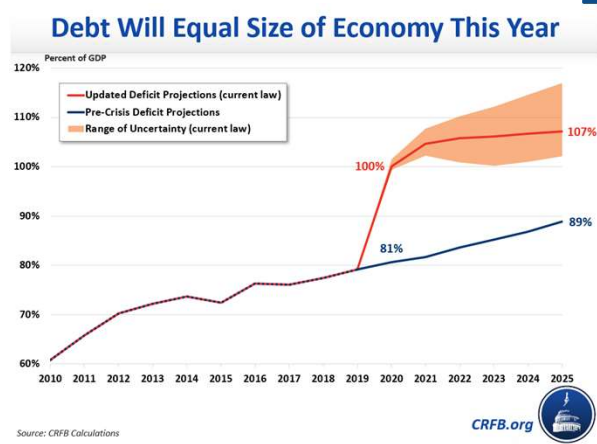
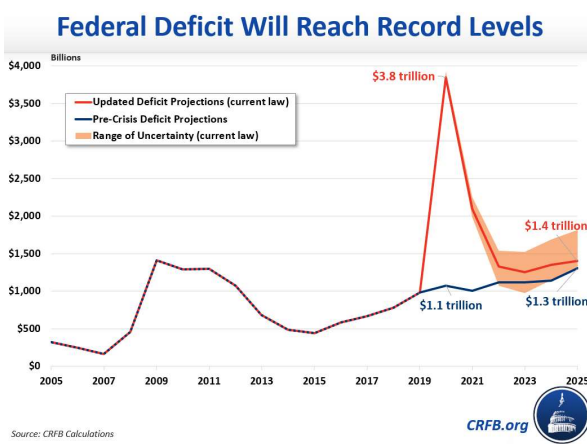
Interest Payments and Interest Rates



Rising Interest Expenses?

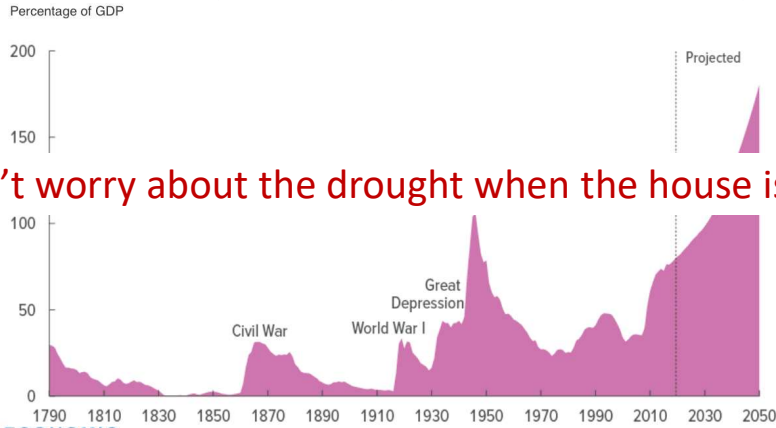


Very Large Deficits!



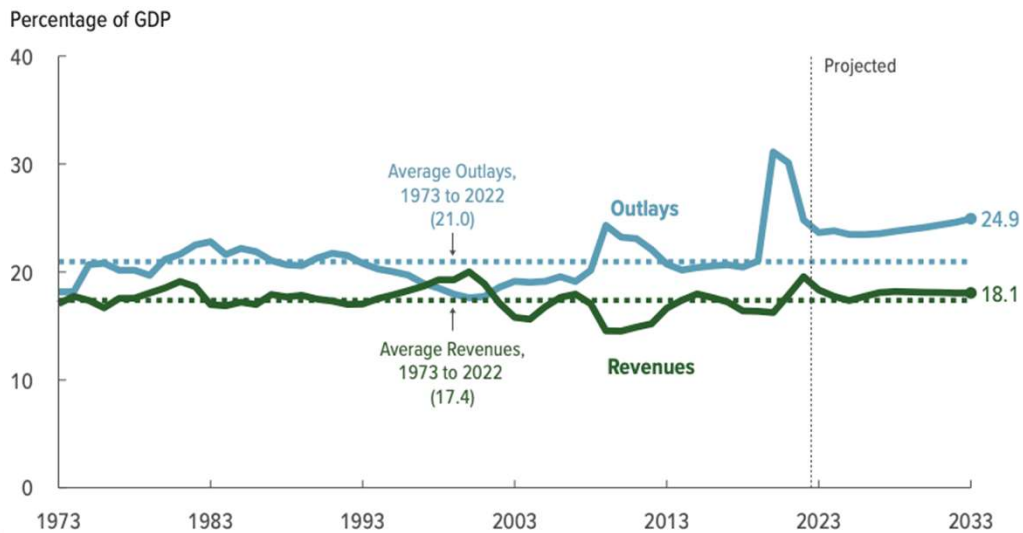
How Do We Pay for This?

- **Good News:** Treasury interest rates are nearly 0.
- **Bad News:** The long-term budget outlook was already a mess.



Don't worry about the drought when the house is on fire!

Why Has the Federal Debt Risen So Much?



Why Has the Federal Debt Risen So Much?

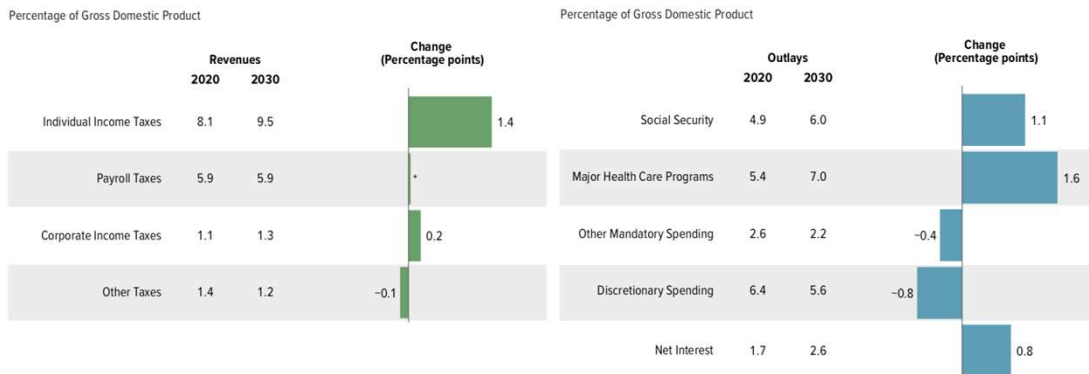
• Expenditures:

- Social Security
- Health-care costs
- Economic stimulus
 - o In particular, during the Great Recession.
- Military engagements overseas

• Revenues

- Declining income tax revenues
 - o Stagnant wages
 - o Tax cuts
- Social security
 - o Declining revenues
- Corporate income taxes

Growth in Outlays Exceeds Revenue



Bottom-Line Takeaways

- Herb Stein, an expert on fiscal policy and the chairman of the Council of Economic Advisors under Richard Nixon, is famous for observing: **“If something cannot go on forever, it will stop.”** A rising and accelerating ratio of debt to GDP cannot go on forever.
- We have a choice largely between:
 1. Fiscal crisis.
 2. Reductions in the primary deficit.

OK: Relative Debt Cannot Grow Forever, But

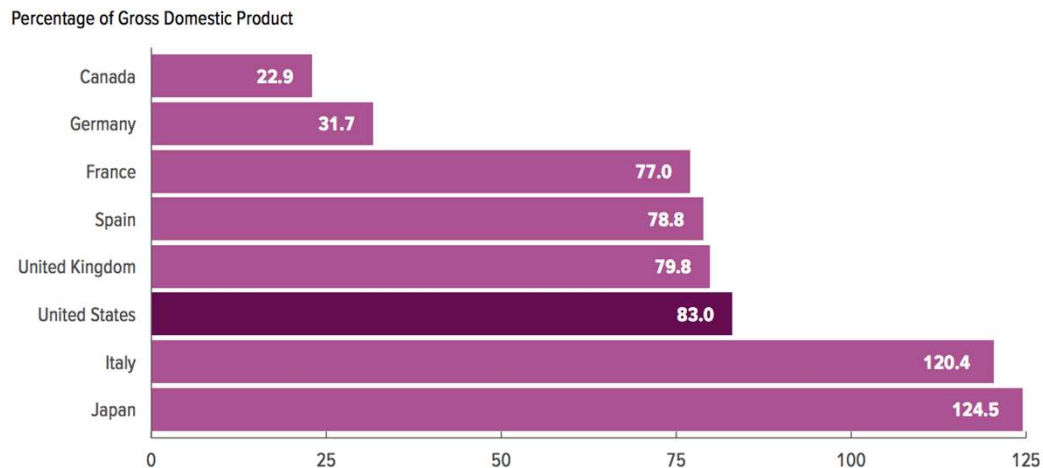
- Does it matter at what level we stabilize relative debt?
- Relative debt stops growing:
 - when the growth of debt is less the growth in GDP (on average).
- Arithmetic: growth rate of the debt equals the interest rate plus the effect of the primary surplus or deficit.
- The bigger the relative debt, the smaller the effect of the primary surplus or deficit.

CBO on the Possibility of a Fiscal Crisis

- Moreover,
 - because the United States currently benefits from the dollar's position as the world's reserve currency and
 - because the federal government borrows in dollars,
 - a financial crisis—similar to those that befell Argentina, Greece, or Ireland—is less likely in the United States.
- Although no one can predict whether or when a fiscal crisis might occur or how it would unfold, the risk is almost certainly increased by high and rising debt.

Other Countries Have Higher Debt Levels

Debt of Selected Countries at the End of Calendar Year 2018



Source: Congressional Budget Office, using data from the Organisation for Economic Co-operation and Development.

Existential Threat: Coming Soon!



What is the Debt Ceiling?

- **An amount of debt that the federal government can not exceed without congressional approval.**
- **From the Constitution: only Congress can authorize the borrowing of money on credit of the United States (Article I, Section 8).**
- **During WWI, requests came so fast and furiously, that Congress put in place the Debt Ceiling.**
 - Approvals then occurred only periodically.
- **And it continues today.**

5 Things to Know about the Debt Ceiling

1. The debt limit has been raised continually for more than a century.
2. Raising the debt limit is not about new spending; it is about paying for previous choices policymakers legislated.
3. Only one other advanced country—Denmark—has a separate debt limit rule like ours (but theirs isn't binding).
4. Now that the debt hit the ceiling, the Treasury Department is using several extraordinary measures to postpone the day of reckoning.
5. The economic consequences of a large-scale, intentional default are unknown, but predictions range from bad to catastrophic.

Countdown to Default



How Bad Could It Be?



Lessons from 1979 & 2011

- **Accidental partial default in 1979:**
 - Increased borrowing costs by \$40 Billion!
- **Government shutdown was very costly:**
 - Stock markets plunged (17%).
 - Employment growth stuttered.
 - Treasuries – downgraded credit ratings.
 - Borrowing costs rose.



An Estimate of the Potential Damage:

- **Moody's Analytics had predicted that a**
 - Short breach (few days)
 - TARP moment
 - prolonged breach (through the summer) could
 - Cost up to 7 million jobs,
 - Drive unemployment up to 8%, and,
 - Wipe out \$10 trillion in household wealth.

Takeaways (Continued)

- **After the virus is defeated, some combination of spending cuts and tax increases must be enacted.**
- **The particular combination of spending cuts and revenue increases is a political question.**
- **But high debt levels should not deter:**
 - Productive infrastructure investment.
 - Fiscal responses to crises.
- **Given the fiscal challenges of an aging population and climate change, it is better to do this sooner rather than later.**

Bottom Line

- Question is not **WHETHER** the US will have to act...
but **WHEN**.
- Some combination of the following **WILL** be necessary:
 - Raising taxes
 - Cutting spending
 - Reining in health-care costs



NATIONAL ECONOMIC
EDUCATION DELEGATION

89

Are There Reasons to Wait?

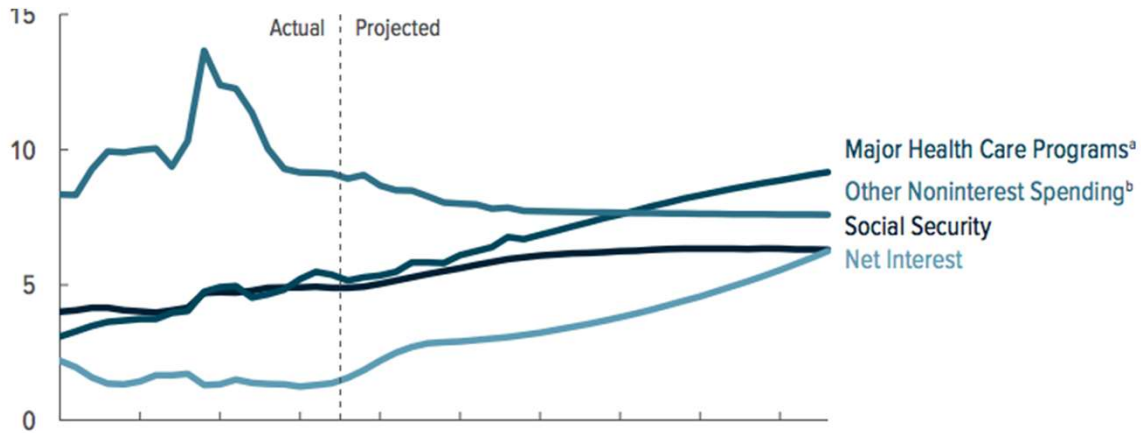
- **Very little evidence of:**
 - Crowding out
 - Inflationary impact
- **Uncertainty about the future**
 - Economic growth might render action today unnecessary.
- **There are a great many investments to be made by the govt.**
 - Infrastructure
 - Education
 - Much, much more ...



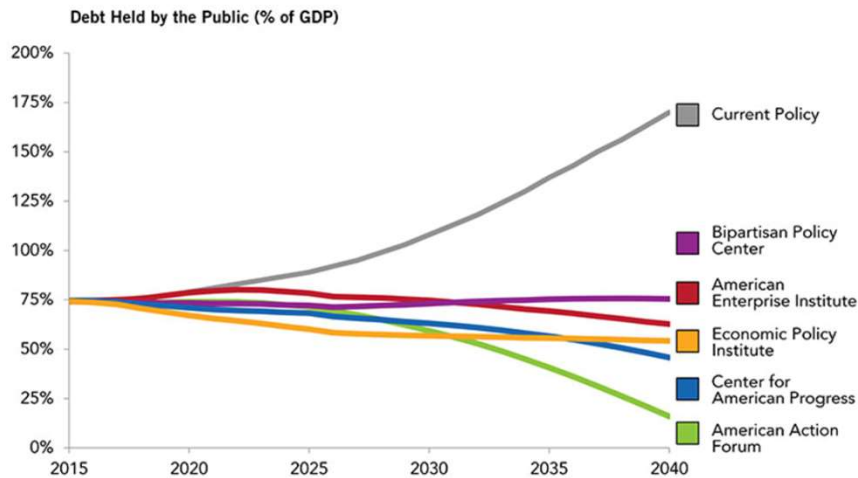
NATIONAL ECONOMIC
EDUCATION DELEGATION

90

What Are the Primary Drivers Going Forward?



Solutions Initiative III: Projected Federal Debt through 2040



SOURCE: Peter G. Peterson Foundation, *Solutions Initiative III*, May 2015. See pgpf.org/solutions-initiative-iii for more details.
 NOTE: Current policy is defined as the alternative fiscal scenario without economic feedback from CBO's 2014 *Long-Term Budget Outlook*.

© 2015 Peter G. Peterson Foundation

PGPF.ORG

There Are Other (Bad/Costly) Solutions

- **Financial repression**
 - Using regulation to force down interest rates.
- **Paying the interest by printing money.**
 - Risks inflation, hyper or otherwise.
- **Or defaulting on the debt.**
 - This will forever raise the cost of government borrowing.



Summary: The Debt

- **The jury is out (sort of) on the debt.**
- **Conventional wisdom is being challenged:**
 - Previously: inflationary and crowd out private investment
 - New assertion: these things don't matter for a country that can borrow in its own currency.
- **Upshot?**
 - This is a policy choice.
 - The cautious approach is to rein in the debt.
 - The cautious approach may lead to slower economic growth.



Summary: Address the Debt?

- **Risks:**

- Inflation
- Slower economic growth
 - o Higher interest rates
 - o Crowding out
- Default

- **Reasons to wait:**

- Interest rates are very low
- Lots of important investments to make
- Economic growth may take care of it

Bottom-Line Takeaways

- **Relative debt must be stabilized, so it is imperative to reduce primary deficits after the virus has been defeated.**
- **Given the fiscal challenges of an aging population and climate change, it is better to do this sooner rather than later.**
- **But high debt levels should not deter:**
 - Productive infrastructure investment.
 - Fiscal responses to crises:
 - o “When the house is on fire, you don’t worry about being in a drought; you just put it out.”

Thank you!

Any Questions?

www.NEEDecon.org

Brian Peterson

bpeters2@lagrange.edu

Contact NEED: info@NEEDecon.org

Submit a testimonial: www.NEEDecon.org/testimonials.php

Become a Friend of NEED: www.NEEDecon.org/friend.php



NATIONAL ECONOMIC
EDUCATION DELEGATION